

NW 39th Expressway and Rockwell Ave - TMC

Tue Mar 25, 2025

Full Length (12 AM-12 AM (+1))

All Classes (Lights, Articulated Trucks, Buses and Single-Unit Trucks)

All Movements

ID: 1280022, Location: 35.513164, -97.636646



Provided by: Traffic Engineering Consultants, Inc.
217 E. Dickson St., Suite 106, Fayetteville, AR, 72701, US

| Leg Direction | North Southbound | | | | | East Westbound | | | | | South Northbound | | | | | West Eastbound | | | | | Int |
|--------------------|------------------|-----|-----|---|-----|----------------|-----|----|----|-----|------------------|-----|----|---|-----|----------------|-----|-----|----|-----|------|
| | R | T | L | U | App | R | T | L | U | App | R | T | L | U | App | R | T | L | U | App | |
| 2025-03-25 12:00AM | 0 | 12 | 4 | 0 | 16 | 3 | 11 | 1 | 0 | 15 | 1 | 5 | 3 | 0 | 9 | 2 | 9 | 0 | 0 | 11 | 51 |
| 12:15AM | 2 | 4 | 0 | 0 | 6 | 2 | 9 | 1 | 0 | 12 | 1 | 3 | 0 | 0 | 4 | 0 | 14 | 1 | 0 | 15 | 37 |
| 12:30AM | 0 | 7 | 0 | 0 | 7 | 4 | 9 | 2 | 0 | 15 | 1 | 11 | 1 | 0 | 13 | 2 | 5 | 2 | 0 | 9 | 44 |
| 12:45AM | 1 | 7 | 1 | 0 | 9 | 0 | 9 | 0 | 0 | 9 | 0 | 4 | 1 | 0 | 5 | 1 | 7 | 6 | 0 | 14 | 37 |
| Hourly Total | 3 | 30 | 5 | 0 | 38 | 9 | 38 | 4 | 0 | 51 | 3 | 23 | 5 | 0 | 31 | 5 | 35 | 9 | 0 | 49 | 169 |
| 1:00AM | 1 | 6 | 1 | 0 | 8 | 2 | 5 | 1 | 0 | 8 | 2 | 3 | 1 | 0 | 6 | 0 | 3 | 0 | 0 | 3 | 25 |
| 1:15AM | 1 | 2 | 2 | 0 | 5 | 1 | 7 | 2 | 0 | 10 | 0 | 3 | 0 | 0 | 3 | 0 | 0 | 0 | 0 | 0 | 18 |
| 1:30AM | 1 | 0 | 0 | 0 | 1 | 1 | 7 | 0 | 0 | 8 | 1 | 2 | 0 | 0 | 3 | 0 | 3 | 4 | 0 | 7 | 19 |
| 1:45AM | 1 | 1 | 1 | 0 | 3 | 0 | 3 | 0 | 0 | 3 | 0 | 2 | 0 | 0 | 2 | 0 | 9 | 3 | 0 | 12 | 20 |
| Hourly Total | 4 | 9 | 4 | 0 | 17 | 4 | 22 | 3 | 0 | 29 | 3 | 10 | 1 | 0 | 14 | 0 | 15 | 7 | 0 | 22 | 82 |
| 2:00AM | 0 | 5 | 1 | 0 | 6 | 1 | 5 | 0 | 0 | 6 | 0 | 4 | 0 | 0 | 4 | 0 | 6 | 0 | 0 | 6 | 22 |
| 2:15AM | 1 | 3 | 2 | 0 | 6 | 0 | 6 | 1 | 0 | 7 | 0 | 1 | 0 | 0 | 1 | 0 | 7 | 3 | 0 | 10 | 24 |
| 2:30AM | 0 | 1 | 1 | 0 | 2 | 2 | 7 | 1 | 0 | 10 | 1 | 4 | 0 | 0 | 5 | 0 | 4 | 0 | 1 | 5 | 22 |
| 2:45AM | 0 | 2 | 1 | 0 | 3 | 0 | 8 | 1 | 0 | 9 | 1 | 2 | 0 | 0 | 3 | 0 | 5 | 0 | 0 | 5 | 20 |
| Hourly Total | 1 | 11 | 5 | 0 | 17 | 3 | 26 | 3 | 0 | 32 | 2 | 11 | 0 | 0 | 13 | 0 | 22 | 3 | 1 | 26 | 88 |
| 3:00AM | 1 | 4 | 1 | 0 | 6 | 2 | 9 | 0 | 0 | 11 | 0 | 6 | 1 | 0 | 7 | 1 | 5 | 0 | 0 | 6 | 30 |
| 3:15AM | 1 | 0 | 0 | 0 | 1 | 0 | 3 | 0 | 0 | 3 | 1 | 4 | 0 | 0 | 5 | 0 | 5 | 0 | 0 | 5 | 14 |
| 3:30AM | 0 | 3 | 1 | 0 | 4 | 0 | 2 | 0 | 0 | 2 | 0 | 1 | 1 | 0 | 2 | 0 | 5 | 0 | 0 | 5 | 13 |
| 3:45AM | 1 | 3 | 0 | 0 | 4 | 3 | 4 | 2 | 0 | 9 | 0 | 3 | 1 | 0 | 4 | 0 | 6 | 1 | 0 | 7 | 24 |
| Hourly Total | 3 | 10 | 2 | 0 | 15 | 5 | 18 | 2 | 0 | 25 | 1 | 14 | 3 | 0 | 18 | 1 | 21 | 1 | 0 | 23 | 81 |
| 4:00AM | 0 | 2 | 0 | 0 | 2 | 1 | 5 | 1 | 0 | 7 | 0 | 2 | 1 | 0 | 3 | 0 | 18 | 3 | 0 | 21 | 33 |
| 4:15AM | 3 | 1 | 0 | 0 | 4 | 1 | 1 | 0 | 0 | 2 | 1 | 6 | 0 | 0 | 7 | 0 | 16 | 0 | 0 | 16 | 29 |
| 4:30AM | 5 | 4 | 2 | 0 | 11 | 3 | 14 | 2 | 0 | 19 | 1 | 2 | 0 | 0 | 3 | 0 | 14 | 1 | 1 | 16 | 49 |
| 4:45AM | 1 | 5 | 5 | 0 | 11 | 5 | 11 | 1 | 0 | 17 | 3 | 12 | 1 | 0 | 16 | 1 | 10 | 0 | 2 | 13 | 57 |
| Hourly Total | 9 | 12 | 7 | 0 | 28 | 10 | 31 | 4 | 0 | 45 | 5 | 22 | 2 | 0 | 29 | 1 | 58 | 4 | 3 | 66 | 168 |
| 5:00AM | 3 | 4 | 6 | 0 | 13 | 7 | 13 | 2 | 0 | 22 | 1 | 7 | 1 | 0 | 9 | 0 | 26 | 0 | 1 | 27 | 71 |
| 5:15AM | 1 | 12 | 8 | 0 | 21 | 6 | 16 | 1 | 0 | 23 | 6 | 13 | 0 | 0 | 19 | 4 | 22 | 2 | 0 | 28 | 91 |
| 5:30AM | 5 | 7 | 8 | 0 | 20 | 9 | 20 | 4 | 1 | 34 | 7 | 15 | 2 | 0 | 24 | 3 | 50 | 5 | 0 | 58 | 136 |
| 5:45AM | 6 | 10 | 16 | 0 | 32 | 14 | 17 | 8 | 0 | 39 | 2 | 25 | 4 | 0 | 31 | 1 | 48 | 7 | 1 | 57 | 159 |
| Hourly Total | 15 | 33 | 38 | 0 | 86 | 36 | 66 | 15 | 1 | 118 | 16 | 60 | 7 | 0 | 83 | 8 | 146 | 14 | 2 | 170 | 457 |
| 6:00AM | 7 | 27 | 17 | 0 | 51 | 13 | 15 | 8 | 1 | 37 | 11 | 16 | 3 | 0 | 30 | 6 | 59 | 5 | 0 | 70 | 188 |
| 6:15AM | 6 | 39 | 16 | 0 | 61 | 5 | 27 | 6 | 2 | 40 | 9 | 31 | 4 | 0 | 44 | 6 | 128 | 11 | 0 | 145 | 290 |
| 6:30AM | 5 | 45 | 13 | 0 | 63 | 16 | 41 | 6 | 2 | 65 | 14 | 50 | 10 | 0 | 74 | 8 | 137 | 13 | 0 | 158 | 360 |
| 6:45AM | 5 | 66 | 21 | 0 | 92 | 21 | 63 | 12 | 1 | 97 | 9 | 65 | 13 | 0 | 87 | 9 | 159 | 16 | 2 | 186 | 462 |
| Hourly Total | 23 | 177 | 67 | 0 | 267 | 55 | 146 | 32 | 6 | 239 | 43 | 162 | 30 | 0 | 235 | 29 | 483 | 45 | 2 | 559 | 1300 |
| 7:00AM | 10 | 54 | 27 | 0 | 91 | 25 | 47 | 7 | 3 | 82 | 16 | 57 | 20 | 0 | 93 | 7 | 140 | 17 | 2 | 166 | 432 |
| 7:15AM | 17 | 51 | 30 | 0 | 98 | 33 | 88 | 15 | 7 | 143 | 11 | 59 | 19 | 0 | 89 | 13 | 206 | 35 | 9 | 263 | 593 |
| 7:30AM | 14 | 102 | 46 | 0 | 162 | 39 | 104 | 29 | 4 | 176 | 28 | 79 | 26 | 0 | 133 | 12 | 216 | 39 | 4 | 271 | 742 |
| 7:45AM | 15 | 94 | 47 | 0 | 156 | 36 | 134 | 43 | 16 | 229 | 23 | 81 | 17 | 0 | 121 | 18 | 178 | 38 | 2 | 236 | 742 |
| Hourly Total | 56 | 301 | 150 | 0 | 507 | 133 | 373 | 94 | 30 | 630 | 78 | 276 | 82 | 0 | 436 | 50 | 740 | 129 | 17 | 936 | 2509 |
| 8:00AM | 7 | 66 | 27 | 0 | 100 | 16 | 87 | 25 | 4 | 132 | 13 | 103 | 22 | 0 | 138 | 25 | 192 | 22 | 2 | 241 | 611 |
| 8:15AM | 5 | 57 | 37 | 0 | 99 | 33 | 67 | 29 | 4 | 133 | 19 | 83 | 25 | 0 | 127 | 16 | 175 | 26 | 10 | 227 | 586 |
| 8:30AM | 6 | 47 | 35 | 0 | 88 | 22 | 56 | 17 | 1 | 96 | 20 | 65 | 19 | 0 | 104 | 13 | 149 | 24 | 2 | 188 | 476 |
| 8:45AM | 13 | 68 | 25 | 0 | 106 | 36 | 69 | 16 | 6 | 127 | 17 | 65 | 20 | 0 | 102 | 17 | 136 | 25 | 2 | 180 | 515 |
| Hourly Total | 31 | 238 | 124 | 0 | 393 | 107 | 279 | 87 | 15 | 488 | 69 | 316 | 86 | 0 | 471 | 71 | 652 | 97 | 16 | 836 | 2188 |
| 9:00AM | 9 | 55 | 21 | 0 | 85 | 28 | 77 | 19 | 3 | 127 | 21 | 48 | 11 | 0 | 80 | 20 | 121 | 14 | 6 | 161 | 453 |
| 9:15AM | 6 | 48 | 33 | 0 | 87 | 14 | 64 | 13 | 7 | 98 | 16 | 47 | 20 | 0 | 83 | 13 | 136 | 12 | 2 | 163 | 431 |
| 9:30AM | 17 | 59 | 16 | 0 | 92 | 20 | 68 | 15 | 4 | 107 | 6 | 44 | 19 | 0 | 69 | 11 | 93 | 24 | 5 | 133 | 401 |
| 9:45AM | 11 | 43 | 25 | 0 | 79 | 20 | 77 | 16 | 5 | 118 | 18 | 77 | 18 | 0 | 113 | 28 | 103 | 12 | 3 | 146 | 456 |
| Hourly Total | 43 | 205 | 95 | 0 | 343 | 82 | 286 | 63 | 19 | 450 | 61 | 216 | 68 | 0 | 345 | 72 | 453 | 62 | 16 | 603 | 1741 |
| 10:00AM | 13 | 65 | 22 | 0 | 100 | 24 | 67 | 19 | 6 | 116 | 10 | 58 | 15 | 0 | 83 | 8 | 99 | 11 | 2 | 120 | 419 |
| 10:15AM | 19 | 43 | 28 | 0 | 90 | 29 | 78 | 20 | 4 | 131 | 18 | 55 | 16 | 0 | 89 | 14 | 92 | 22 | 2 | 130 | 440 |
| 10:30AM | 13 | 51 | 25 | 0 | 89 | 29 | 93 | 22 | 1 | 145 | 17 | 63 | 22 | 0 | 102 | 9 | 97 | 28 | 3 | 137 | 473 |
| 10:45AM | 10 | 54 | 21 | 0 | 85 | 24 | 74 | 26 | 6 | 130 | 21 | 48 | 18 | 0 | 87 | 17 | 92 | 25 | 3 | 137 | 439 |

| Leg Direction | North Southbound | | | | | East Westbound | | | | | South Northbound | | | | | West Eastbound | | | | | |
|---------------|------------------|-----|-----|---|-----|----------------|-----|-----|----|------|------------------|-----|-----|---|-----|----------------|-----|-----|----|-----|------|
| Time | R | T | L | U | App | R | T | L | U | App | R | T | L | U | App | R | T | L | U | App | Int |
| Hourly Total | 55 | 213 | 96 | 0 | 364 | 106 | 312 | 87 | 17 | 522 | 66 | 224 | 71 | 0 | 361 | 48 | 380 | 86 | 10 | 524 | 1771 |
| 11:00AM | 17 | 70 | 28 | 0 | 115 | 26 | 66 | 17 | 5 | 114 | 5 | 66 | 19 | 0 | 90 | 8 | 94 | 9 | 1 | 112 | 431 |
| 11:15AM | 16 | 63 | 29 | 0 | 108 | 39 | 101 | 18 | 3 | 161 | 19 | 57 | 22 | 0 | 98 | 13 | 102 | 26 | 5 | 146 | 513 |
| 11:30AM | 13 | 74 | 31 | 0 | 118 | 36 | 91 | 25 | 5 | 157 | 13 | 55 | 12 | 0 | 80 | 13 | 96 | 30 | 2 | 141 | 496 |
| 11:45AM | 13 | 68 | 28 | 0 | 109 | 32 | 94 | 17 | 2 | 145 | 25 | 69 | 21 | 0 | 115 | 13 | 107 | 24 | 4 | 148 | 517 |
| Hourly Total | 59 | 275 | 116 | 0 | 450 | 133 | 352 | 77 | 15 | 577 | 62 | 247 | 74 | 0 | 383 | 47 | 399 | 89 | 12 | 547 | 1957 |
| 12:00PM | 14 | 60 | 12 | 0 | 86 | 36 | 125 | 23 | 3 | 187 | 14 | 52 | 19 | 0 | 85 | 24 | 105 | 16 | 7 | 152 | 510 |
| 12:15PM | 13 | 82 | 35 | 0 | 130 | 34 | 107 | 24 | 4 | 169 | 16 | 62 | 17 | 0 | 95 | 22 | 93 | 24 | 5 | 144 | 538 |
| 12:30PM | 13 | 62 | 32 | 0 | 107 | 14 | 82 | 23 | 7 | 126 | 20 | 86 | 21 | 0 | 127 | 14 | 95 | 18 | 0 | 127 | 487 |
| 12:45PM | 10 | 81 | 31 | 0 | 122 | 23 | 78 | 34 | 6 | 141 | 15 | 59 | 20 | 0 | 94 | 8 | 114 | 28 | 3 | 153 | 510 |
| Hourly Total | 50 | 285 | 110 | 0 | 445 | 107 | 392 | 104 | 20 | 623 | 65 | 259 | 77 | 0 | 401 | 68 | 407 | 86 | 15 | 576 | 2045 |
| 1:00PM | 12 | 68 | 24 | 0 | 104 | 33 | 103 | 32 | 3 | 171 | 19 | 68 | 18 | 0 | 105 | 14 | 107 | 23 | 1 | 145 | 525 |
| 1:15PM | 14 | 61 | 27 | 0 | 102 | 40 | 143 | 21 | 6 | 210 | 14 | 65 | 16 | 0 | 95 | 14 | 113 | 19 | 4 | 150 | 557 |
| 1:30PM | 17 | 67 | 27 | 0 | 111 | 35 | 118 | 24 | 2 | 179 | 13 | 59 | 23 | 0 | 95 | 10 | 115 | 26 | 2 | 153 | 538 |
| 1:45PM | 19 | 64 | 35 | 0 | 118 | 39 | 110 | 22 | 0 | 171 | 22 | 64 | 19 | 0 | 105 | 13 | 91 | 33 | 4 | 141 | 535 |
| Hourly Total | 62 | 260 | 113 | 0 | 435 | 147 | 474 | 99 | 11 | 731 | 68 | 256 | 76 | 0 | 400 | 51 | 426 | 101 | 11 | 589 | 2155 |
| 2:00PM | 14 | 76 | 29 | 0 | 119 | 37 | 118 | 23 | 2 | 180 | 12 | 62 | 27 | 0 | 101 | 16 | 94 | 16 | 5 | 131 | 531 |
| 2:15PM | 16 | 71 | 22 | 0 | 109 | 44 | 137 | 37 | 4 | 222 | 19 | 58 | 25 | 0 | 102 | 8 | 97 | 26 | 3 | 134 | 567 |
| 2:30PM | 14 | 69 | 32 | 0 | 115 | 44 | 119 | 25 | 7 | 195 | 18 | 89 | 25 | 0 | 132 | 17 | 112 | 26 | 5 | 160 | 602 |
| 2:45PM | 17 | 76 | 41 | 0 | 134 | 37 | 131 | 31 | 2 | 201 | 21 | 63 | 27 | 0 | 111 | 24 | 121 | 29 | 1 | 175 | 621 |
| Hourly Total | 61 | 292 | 124 | 0 | 477 | 162 | 505 | 116 | 15 | 798 | 70 | 272 | 104 | 0 | 446 | 65 | 424 | 97 | 14 | 600 | 2321 |
| 3:00PM | 17 | 107 | 30 | 0 | 154 | 59 | 171 | 33 | 8 | 271 | 20 | 83 | 47 | 0 | 150 | 20 | 103 | 15 | 3 | 141 | 716 |
| 3:15PM | 21 | 90 | 25 | 0 | 136 | 40 | 179 | 36 | 7 | 262 | 19 | 100 | 38 | 0 | 157 | 19 | 133 | 27 | 5 | 184 | 739 |
| 3:30PM | 23 | 73 | 35 | 0 | 131 | 41 | 197 | 36 | 4 | 278 | 18 | 80 | 38 | 0 | 136 | 21 | 111 | 23 | 3 | 158 | 703 |
| 3:45PM | 24 | 108 | 30 | 0 | 162 | 36 | 173 | 30 | 3 | 242 | 26 | 108 | 28 | 0 | 162 | 25 | 131 | 41 | 1 | 198 | 764 |
| Hourly Total | 85 | 378 | 120 | 0 | 583 | 176 | 720 | 135 | 22 | 1053 | 83 | 371 | 151 | 0 | 605 | 85 | 478 | 106 | 12 | 681 | 2922 |
| 4:00PM | 19 | 81 | 31 | 0 | 131 | 40 | 227 | 27 | 6 | 300 | 27 | 91 | 34 | 0 | 152 | 23 | 116 | 25 | 4 | 168 | 751 |
| 4:15PM | 19 | 100 | 37 | 0 | 156 | 35 | 161 | 16 | 5 | 217 | 21 | 106 | 40 | 0 | 167 | 18 | 116 | 28 | 1 | 163 | 703 |
| 4:30PM | 20 | 75 | 36 | 0 | 131 | 59 | 232 | 33 | 5 | 329 | 18 | 99 | 35 | 0 | 152 | 23 | 138 | 23 | 5 | 189 | 801 |
| 4:45PM | 19 | 101 | 36 | 0 | 156 | 41 | 205 | 27 | 4 | 277 | 17 | 119 | 34 | 0 | 170 | 26 | 110 | 25 | 3 | 164 | 767 |
| Hourly Total | 77 | 357 | 140 | 0 | 574 | 175 | 825 | 103 | 20 | 1123 | 83 | 415 | 143 | 0 | 641 | 90 | 480 | 101 | 13 | 684 | 3022 |
| 5:00PM | 30 | 78 | 34 | 0 | 142 | 46 | 217 | 36 | 5 | 304 | 12 | 122 | 32 | 0 | 166 | 15 | 158 | 40 | 2 | 215 | 827 |
| 5:15PM | 20 | 89 | 28 | 0 | 137 | 46 | 242 | 35 | 4 | 327 | 13 | 109 | 38 | 0 | 160 | 25 | 144 | 33 | 3 | 205 | 829 |
| 5:30PM | 24 | 116 | 20 | 0 | 160 | 46 | 180 | 46 | 2 | 274 | 14 | 97 | 28 | 0 | 139 | 26 | 122 | 33 | 2 | 183 | 756 |
| 5:45PM | 23 | 99 | 22 | 0 | 144 | 42 | 166 | 44 | 2 | 254 | 17 | 82 | 33 | 0 | 132 | 26 | 126 | 30 | 7 | 189 | 719 |
| Hourly Total | 97 | 382 | 104 | 0 | 583 | 180 | 805 | 161 | 13 | 1159 | 56 | 410 | 131 | 0 | 597 | 92 | 550 | 136 | 14 | 792 | 3131 |
| 6:00PM | 5 | 105 | 31 | 0 | 141 | 46 | 224 | 39 | 5 | 314 | 17 | 83 | 24 | 0 | 124 | 14 | 111 | 22 | 2 | 149 | 728 |
| 6:15PM | 13 | 86 | 28 | 1 | 128 | 33 | 177 | 40 | 2 | 252 | 15 | 73 | 18 | 0 | 106 | 22 | 118 | 29 | 2 | 171 | 657 |
| 6:30PM | 23 | 94 | 37 | 0 | 154 | 18 | 109 | 25 | 2 | 154 | 17 | 92 | 34 | 0 | 143 | 15 | 76 | 15 | 0 | 106 | 557 |
| 6:45PM | 10 | 77 | 24 | 0 | 111 | 17 | 130 | 16 | 1 | 164 | 13 | 65 | 14 | 0 | 92 | 21 | 96 | 21 | 1 | 139 | 506 |
| Hourly Total | 51 | 362 | 120 | 1 | 534 | 114 | 640 | 120 | 10 | 884 | 62 | 313 | 90 | 0 | 465 | 72 | 401 | 87 | 5 | 565 | 2448 |
| 7:00PM | 15 | 59 | 23 | 0 | 97 | 26 | 109 | 23 | 4 | 162 | 11 | 84 | 42 | 0 | 137 | 14 | 86 | 23 | 6 | 129 | 525 |
| 7:15PM | 19 | 79 | 17 | 0 | 115 | 23 | 106 | 12 | 2 | 143 | 19 | 70 | 15 | 0 | 104 | 13 | 74 | 13 | 3 | 103 | 465 |
| 7:30PM | 17 | 71 | 24 | 0 | 112 | 22 | 85 | 8 | 1 | 116 | 8 | 52 | 13 | 0 | 73 | 15 | 87 | 8 | 1 | 111 | 412 |
| 7:45PM | 6 | 45 | 17 | 0 | 68 | 27 | 94 | 13 | 3 | 137 | 9 | 54 | 28 | 0 | 91 | 8 | 69 | 12 | 0 | 89 | 385 |
| Hourly Total | 57 | 254 | 81 | 0 | 392 | 98 | 394 | 56 | 10 | 558 | 47 | 260 | 98 | 0 | 405 | 50 | 316 | 56 | 10 | 432 | 1787 |
| 8:00PM | 16 | 54 | 20 | 0 | 90 | 28 | 112 | 13 | 1 | 154 | 18 | 53 | 10 | 0 | 81 | 8 | 56 | 21 | 0 | 85 | 410 |
| 8:15PM | 8 | 77 | 15 | 0 | 100 | 19 | 90 | 22 | 3 | 134 | 12 | 60 | 15 | 0 | 87 | 7 | 80 | 17 | 3 | 107 | 428 |
| 8:30PM | 18 | 54 | 14 | 0 | 86 | 19 | 104 | 22 | 1 | 146 | 9 | 48 | 14 | 0 | 71 | 8 | 65 | 11 | 1 | 85 | 388 |
| 8:45PM | 4 | 58 | 15 | 0 | 77 | 18 | 97 | 18 | 2 | 135 | 10 | 36 | 9 | 0 | 55 | 12 | 50 | 15 | 0 | 77 | 344 |
| Hourly Total | 46 | 243 | 64 | 0 | 353 | 84 | 403 | 75 | 7 | 569 | 49 | 197 | 48 | 0 | 294 | 35 | 251 | 64 | 4 | 354 | 1570 |
| 9:00PM | 7 | 49 | 16 | 0 | 72 | 15 | 67 | 9 | 4 | 95 | 4 | 39 | 12 | 0 | 55 | 5 | 45 | 9 | 3 | 62 | 284 |
| 9:15PM | 6 | 34 | 15 | 0 | 55 | 13 | 60 | 12 | 2 | 87 | 8 | 35 | 10 | 0 | 53 | 6 | 42 | 20 | 2 | 70 | 265 |
| 9:30PM | 10 | 25 | 5 | 0 | 40 | 14 | 55 | 13 | 1 | 83 | 10 | 29 | 6 | 0 | 45 | 3 | 30 | 6 | 0 | 39 | 207 |
| 9:45PM | 6 | 33 | 8 | 0 | 47 | 12 | 75 | 6 | 3 | 96 | 6 | 36 | 5 | 0 | 47 | 2 | 31 | 8 | 0 | 41 | 231 |
| Hourly Total | 29 | 141 | 44 | 0 | 214 | 54 | 257 | 40 | 10 | 361 | 28 | 139 | 33 | 0 | 200 | 16 | 148 | 43 | 5 | 212 | 987 |
| 10:00PM | 4 | 24 | 8 | 0 | 36 | 12 | 47 | 10 | 1 | 70 | 4 | 23 | 8 | 0 | 35 | 4 | 20 | 7 | 1 | 32 | 173 |
| 10:15PM | 3 | 32 | 7 | 0 | 42 | 13 | 32 | 4 | 2 | 51 | 2 | 19 | 7 | 0 | 28 | 2 | 32 | 4 | 1 | 39 | 160 |
| 10:30PM | 0 | 23 | 10 | 0 | 33 | 9 | 37 | 5 | 0 | 51 | 6 | 21 | 3 | 0 | 30 | 4 | 21 | 7 | 0 | 32 | 146 |
| 10:45PM | 4 | 29 | 11 | 0 | 44 | 9 | 32 | 8 | 0 | 49 | 1 | 20 | 3 | 0 | 24 | 2 | 14 | 6 | 1 | 23 | 140 |

| Leg Direction | North Southbound | | | | | East Westbound | | | | | South Northbound | | | | | West Eastbound | | | | | |
|---------------------------------------|------------------|-------|-------|------|-------|----------------|-------|-------|------|-------|------------------|-------|-------|----|-------|----------------|-------|-------|-------|-------|-------|
| Time | R | T | L | U | App | R | T | L | U | App | R | T | L | U | App | R | T | L | U | App | Int |
| Hourly Total | 11 | 108 | 36 | 0 | 155 | 43 | 148 | 27 | 3 | 221 | 13 | 83 | 21 | 0 | 117 | 12 | 87 | 24 | 3 | 126 | 619 |
| 11:00PM | 1 | 14 | 3 | 0 | 18 | 10 | 20 | 6 | 1 | 37 | 2 | 17 | 5 | 0 | 24 | 1 | 25 | 4 | 0 | 30 | 109 |
| 11:15PM | 1 | 14 | 8 | 0 | 23 | 12 | 18 | 1 | 0 | 31 | 5 | 11 | 4 | 0 | 20 | 1 | 15 | 5 | 0 | 21 | 95 |
| 11:30PM | 2 | 12 | 3 | 0 | 17 | 6 | 28 | 6 | 0 | 40 | 3 | 9 | 4 | 0 | 16 | 3 | 22 | 4 | 0 | 29 | 102 |
| 11:45PM | 1 | 13 | 2 | 0 | 16 | 4 | 11 | 4 | 0 | 19 | 2 | 10 | 2 | 0 | 14 | 0 | 5 | 3 | 0 | 8 | 57 |
| Hourly Total | 5 | 53 | 16 | 0 | 74 | 32 | 77 | 17 | 1 | 127 | 12 | 47 | 15 | 0 | 74 | 5 | 67 | 16 | 0 | 88 | 363 |
| Total | 933 | 4629 | 1781 | 1 | 7344 | 2055 | 7589 | 1524 | 245 | 11413 | 1045 | 4603 | 1416 | 0 | 7064 | 973 | 7439 | 1463 | 185 | 10060 | 35881 |
| % Approach | 12.7% | 63.0% | 24.3% | 0% | - | 18.0% | 66.5% | 13.4% | 2.1% | - | 14.8% | 65.2% | 20.0% | 0% | - | 9.7% | 73.9% | 14.5% | 1.8% | - | - |
| % Total | 2.6% | 12.9% | 5.0% | 0% | 20.5% | 5.7% | 21.2% | 4.2% | 0.7% | 31.8% | 2.9% | 12.8% | 3.9% | 0% | 19.7% | 2.7% | 20.7% | 4.1% | 0.5% | 28.0% | - |
| Lights | 906 | 4536 | 1737 | 1 | 7180 | 2022 | 7488 | 1507 | 245 | 11262 | 1031 | 4545 | 1390 | 0 | 6966 | 949 | 7321 | 1428 | 183 | 9881 | 35289 |
| % Lights | 97.1% | 98.0% | 97.5% | 100% | 97.8% | 98.4% | 98.7% | 98.9% | 100% | 98.7% | 98.7% | 98.7% | 98.2% | 0% | 98.6% | 97.5% | 98.4% | 97.6% | 98.9% | 98.2% | 98.4% |
| Articulated Trucks | 5 | 14 | 7 | 0 | 26 | 10 | 44 | 1 | 0 | 55 | 2 | 6 | 2 | 0 | 10 | 2 | 23 | 2 | 1 | 28 | 119 |
| % Articulated Trucks | 0.5% | 0.3% | 0.4% | 0% | 0.4% | 0.5% | 0.6% | 0.1% | 0% | 0.5% | 0.2% | 0.1% | 0.1% | 0% | 0.1% | 0.2% | 0.3% | 0.1% | 0.5% | 0.3% | 0.3% |
| Buses and Single-Unit Trucks | 22 | 79 | 37 | 0 | 138 | 23 | 57 | 16 | 0 | 96 | 12 | 52 | 24 | 0 | 88 | 22 | 95 | 33 | 1 | 151 | 473 |
| % Buses and Single-Unit Trucks | 2.4% | 1.7% | 2.1% | 0% | 1.9% | 1.1% | 0.8% | 1.0% | 0% | 0.8% | 1.1% | 1.1% | 1.7% | 0% | 1.2% | 2.3% | 1.3% | 2.3% | 0.5% | 1.5% | 1.3% |

* L: Left, R: Right, T: Thru, U: U-Turn

NW 39th Expressway and Rockwell Ave - TMC

Tue Mar 25, 2025

Full Length (12 AM-12 AM (+1))

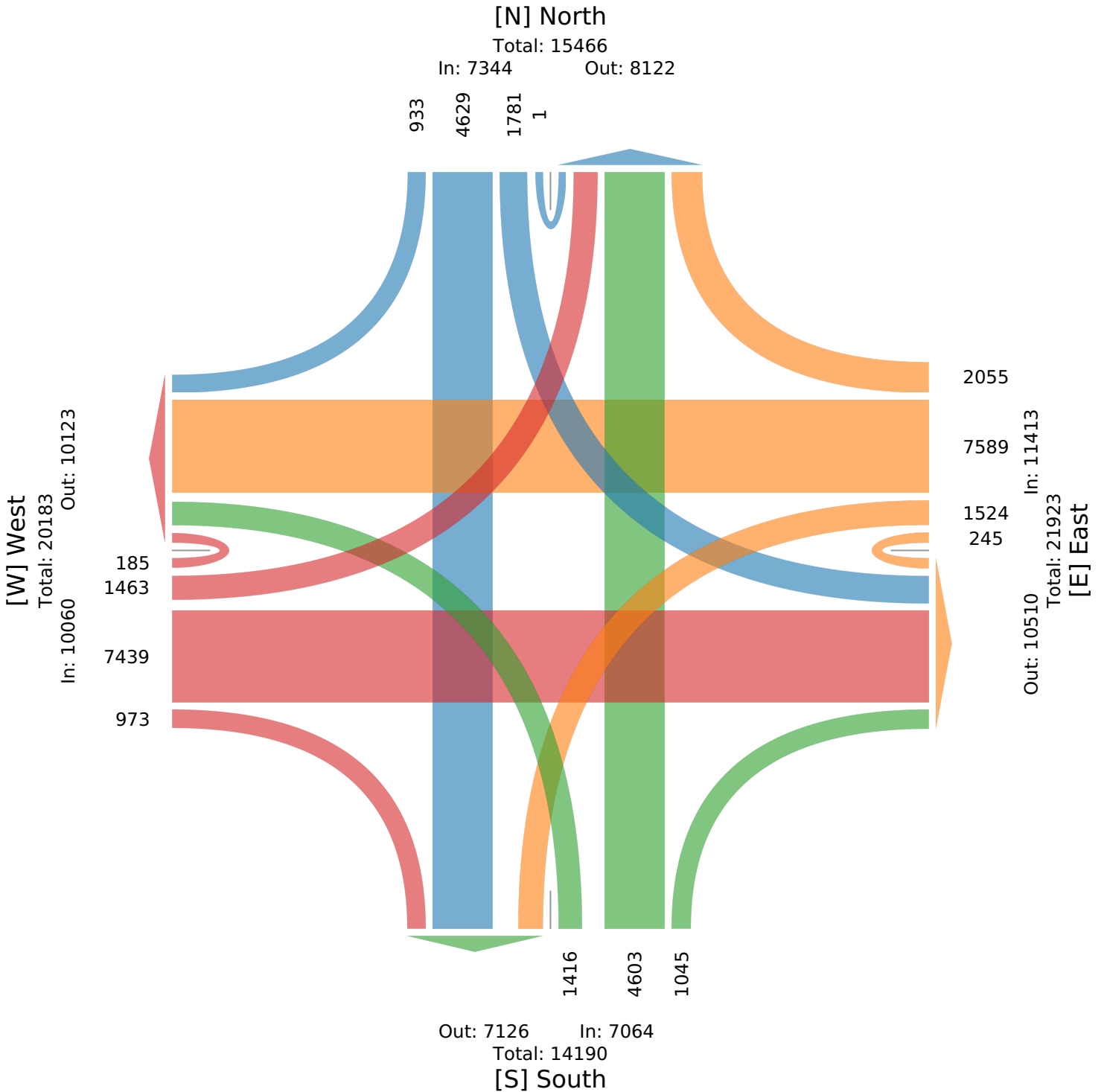
All Classes (Lights, Articulated Trucks, Buses and Single-Unit Trucks)

All Movements

ID: 1280022, Location: 35.513164, -97.636646



Provided by: Traffic Engineering Consultants, Inc.
217 E. Dickson St., Suite 106, Fayetteville, AR, 72701, US



NW 39th Expressway and Rockwell Ave - TMC

Tue Mar 25, 2025

AM Peak (7:15 AM - 8:15 AM)

All Classes (Lights, Articulated Trucks, Buses and Single-Unit Trucks)

All Movements

ID: 1280022, Location: 35.513164, -97.636646



Provided by: Traffic Engineering Consultants, Inc.
217 E. Dickson St., Suite 106, Fayetteville, AR, 72701, US

| Leg Direction | North Southbound | | | | | East Westbound | | | | | South Northbound | | | | | West Eastbound | | | | | Int |
|---------------------------------------|---------------------|------------|------------|----------|--------------|-------------------|------------|------------|-----------|--------------|---------------------|------------|-----------|----------|--------------|-------------------|------------|------------|-----------|--------------|-------------|
| | R | T | L | U | App | R | T | L | U | App | R | T | L | U | App | R | T | L | U | App | |
| 2025-03-25 7:15AM | 17 | 51 | 30 | 0 | 98 | 33 | 88 | 15 | 7 | 143 | 11 | 59 | 19 | 0 | 89 | 13 | 206 | 35 | 9 | 263 | 593 |
| 7:30AM | 14 | 102 | 46 | 0 | 162 | 39 | 104 | 29 | 4 | 176 | 28 | 79 | 26 | 0 | 133 | 12 | 216 | 39 | 4 | 271 | 742 |
| 7:45AM | 15 | 94 | 47 | 0 | 156 | 36 | 134 | 43 | 16 | 229 | 23 | 81 | 17 | 0 | 121 | 18 | 178 | 38 | 2 | 236 | 742 |
| 8:00AM | 7 | 66 | 27 | 0 | 100 | 16 | 87 | 25 | 4 | 132 | 13 | 103 | 22 | 0 | 138 | 25 | 192 | 22 | 2 | 241 | 611 |
| Total | 53 | 313 | 150 | 0 | 516 | 124 | 413 | 112 | 31 | 680 | 75 | 322 | 84 | 0 | 481 | 68 | 792 | 134 | 17 | 1011 | 2688 |
| % Approach | 10.3% | 60.7% | 29.1% | 0% | - | 18.2% | 60.7% | 16.5% | 4.6% | - | 15.6% | 66.9% | 17.5% | 0% | - | 6.7% | 78.3% | 13.3% | 1.7% | - | - |
| % Total | 2.0% | 11.6% | 5.6% | 0% | 19.2% | 4.6% | 15.4% | 4.2% | 1.2% | 25.3% | 2.8% | 12.0% | 3.1% | 0% | 17.9% | 2.5% | 29.5% | 5.0% | 0.6% | 37.6% | - |
| PHF | 0.779 | 0.767 | 0.798 | - | 0.796 | 0.795 | 0.771 | 0.651 | 0.484 | 0.742 | 0.670 | 0.782 | 0.808 | - | 0.871 | 0.680 | 0.917 | 0.859 | 0.472 | 0.933 | 0.906 |
| Lights | 52 | 309 | 148 | 0 | 509 | 118 | 399 | 111 | 31 | 659 | 75 | 315 | 81 | 0 | 471 | 66 | 774 | 134 | 16 | 990 | 2629 |
| % Lights | 98.1% | 98.7% | 98.7% | 0% | 98.6% | 95.2% | 96.6% | 99.1% | 100% | 96.9% | 100% | 97.8% | 96.4% | 0% | 97.9% | 97.1% | 97.7% | 100% | 94.1% | 97.9% | 97.8% |
| Articulated Trucks | 0 | 2 | 0 | 0 | 2 | 0 | 5 | 0 | 0 | 5 | 0 | 0 | 0 | 0 | 0 | 0 | 2 | 0 | 1 | 3 | 10 |
| % Articulated Trucks | 0% | 0.6% | 0% | 0% | 0.4% | 0% | 1.2% | 0% | 0% | 0.7% | 0% | 0% | 0% | 0% | 0% | 0% | 0.3% | 0% | 5.9% | 0.3% | 0.4% |
| Buses and Single-Unit Trucks | 1 | 2 | 2 | 0 | 5 | 6 | 9 | 1 | 0 | 16 | 0 | 7 | 3 | 0 | 10 | 2 | 16 | 0 | 0 | 18 | 49 |
| % Buses and Single-Unit Trucks | 1.9% | 0.6% | 1.3% | 0% | 1.0% | 4.8% | 2.2% | 0.9% | 0% | 2.4% | 0% | 2.2% | 3.6% | 0% | 2.1% | 2.9% | 2.0% | 0% | 0% | 1.8% | 1.8% |

*L: Left, R: Right, T: Thru, U: U-Turn

NW 39th Expressway and Rockwell Ave - TMC

Tue Mar 25, 2025

AM Peak (7:15 AM - 8:15 AM)

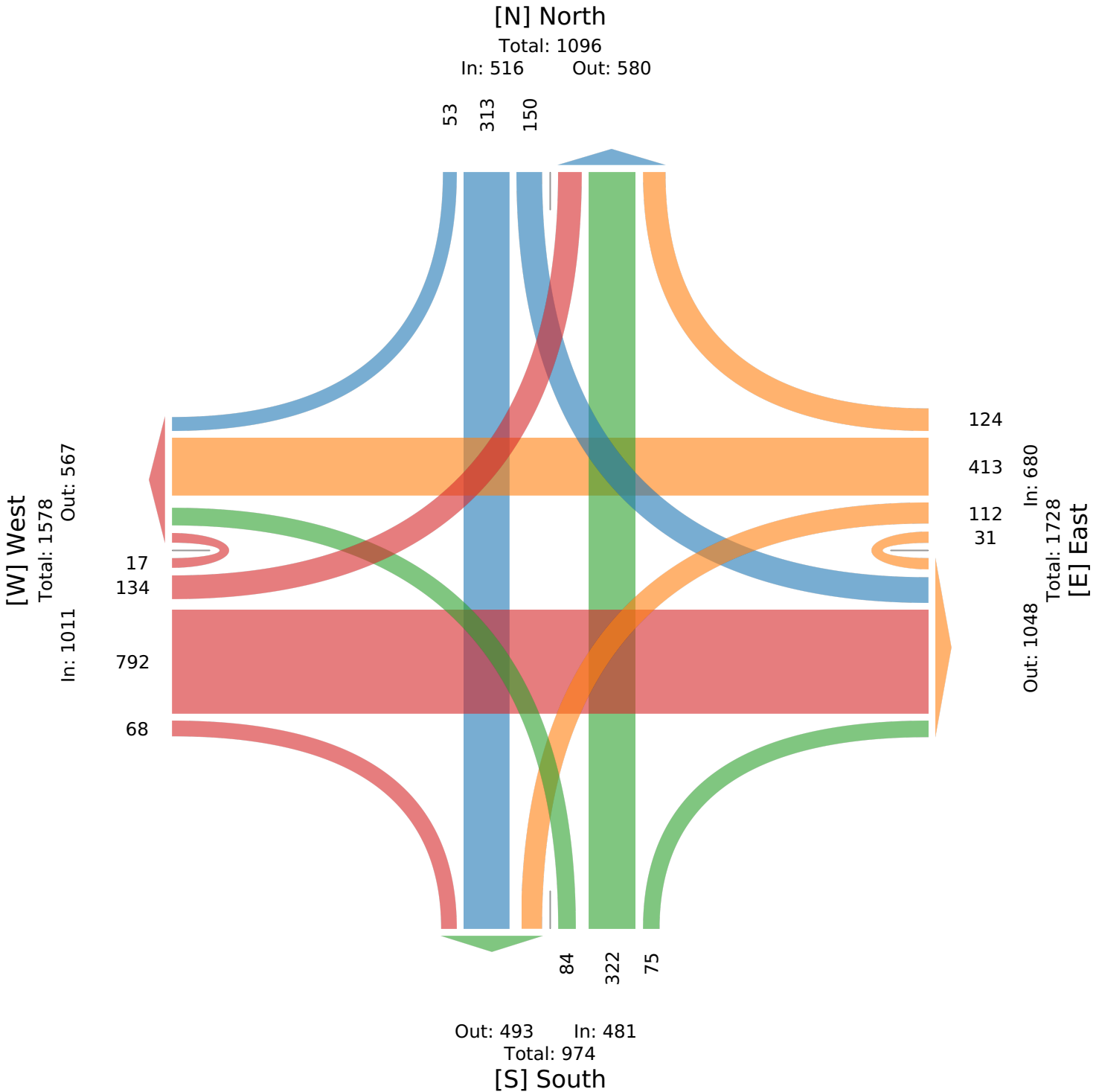
All Classes (Lights, Articulated Trucks, Buses and Single-Unit Trucks)

All Movements

ID: 1280022, Location: 35.513164, -97.636646



Provided by: Traffic Engineering Consultants, Inc.
217 E. Dickson St., Suite 106, Fayetteville, AR, 72701, US



NW 39th Expressway and Rockwell Ave - TMC

Tue Mar 25, 2025

Midday Peak (1 PM - 2 PM)

All Classes (Lights, Articulated Trucks, Buses and Single-Unit Trucks)

All Movements

ID: 1280022, Location: 35.513164, -97.636646



Provided by: Traffic Engineering Consultants, Inc.
217 E. Dickson St., Suite 106, Fayetteville, AR, 72701, US

| Leg Direction | North Southbound | | | | | East Westbound | | | | | South Northbound | | | | | West Eastbound | | | | | Int |
|---------------------------------------|---------------------|-------|-------|----|-------|-------------------|-------|-------|-------|-------|---------------------|-------|-------|----|-------|-------------------|-------|-------|-------|-------|-------|
| | R | T | L | U | App | R | T | L | U | App | R | T | L | U | App | R | T | L | U | App | |
| 2025-03-25 1:00PM | 12 | 68 | 24 | 0 | 104 | 33 | 103 | 32 | 3 | 171 | 19 | 68 | 18 | 0 | 105 | 14 | 107 | 23 | 1 | 145 | 525 |
| 1:15PM | 14 | 61 | 27 | 0 | 102 | 40 | 143 | 21 | 6 | 210 | 14 | 65 | 16 | 0 | 95 | 14 | 113 | 19 | 4 | 150 | 557 |
| 1:30PM | 17 | 67 | 27 | 0 | 111 | 35 | 118 | 24 | 2 | 179 | 13 | 59 | 23 | 0 | 95 | 10 | 115 | 26 | 2 | 153 | 538 |
| 1:45PM | 19 | 64 | 35 | 0 | 118 | 39 | 110 | 22 | 0 | 171 | 22 | 64 | 19 | 0 | 105 | 13 | 91 | 33 | 4 | 141 | 535 |
| Total | 62 | 260 | 113 | 0 | 435 | 147 | 474 | 99 | 11 | 731 | 68 | 256 | 76 | 0 | 400 | 51 | 426 | 101 | 11 | 589 | 2155 |
| % Approach | 14.3% | 59.8% | 26.0% | 0% | - | 20.1% | 64.8% | 13.5% | 1.5% | - | 17.0% | 64.0% | 19.0% | 0% | - | 8.7% | 72.3% | 17.1% | 1.9% | - | - |
| % Total | 2.9% | 12.1% | 5.2% | 0% | 20.2% | 6.8% | 22.0% | 4.6% | 0.5% | 33.9% | 3.2% | 11.9% | 3.5% | 0% | 18.6% | 2.4% | 19.8% | 4.7% | 0.5% | 27.3% | - |
| PHF | 0.816 | 0.956 | 0.807 | - | 0.922 | 0.919 | 0.829 | 0.773 | 0.458 | 0.870 | 0.773 | 0.941 | 0.826 | - | 0.952 | 0.911 | 0.926 | 0.765 | 0.688 | 0.962 | 0.967 |
| Lights | 60 | 253 | 108 | 0 | 421 | 144 | 466 | 97 | 11 | 718 | 64 | 253 | 74 | 0 | 391 | 50 | 417 | 96 | 11 | 574 | 2104 |
| % Lights | 96.8% | 97.3% | 95.6% | 0% | 96.8% | 98.0% | 98.3% | 98.0% | 100% | 98.2% | 94.1% | 98.8% | 97.4% | 0% | 97.8% | 98.0% | 97.9% | 95.0% | 100% | 97.5% | 97.6% |
| Articulated Trucks | 0 | 2 | 2 | 0 | 4 | 1 | 2 | 0 | 0 | 3 | 1 | 0 | 0 | 0 | 1 | 0 | 1 | 0 | 0 | 1 | 9 |
| % Articulated Trucks | 0% | 0.8% | 1.8% | 0% | 0.9% | 0.7% | 0.4% | 0% | 0% | 0.4% | 1.5% | 0% | 0% | 0% | 0.3% | 0% | 0.2% | 0% | 0% | 0.2% | 0.4% |
| Buses and Single-Unit Trucks | 2 | 5 | 3 | 0 | 10 | 2 | 6 | 2 | 0 | 10 | 3 | 3 | 2 | 0 | 8 | 1 | 8 | 5 | 0 | 14 | 42 |
| % Buses and Single-Unit Trucks | 3.2% | 1.9% | 2.7% | 0% | 2.3% | 1.4% | 1.3% | 2.0% | 0% | 1.4% | 4.4% | 1.2% | 2.6% | 0% | 2.0% | 2.0% | 1.9% | 5.0% | 0% | 2.4% | 1.9% |

*L: Left, R: Right, T: Thru, U: U-Turn

NW 39th Expressway and Rockwell Ave - TMC

Tue Mar 25, 2025

Midday Peak (1 PM - 2 PM)

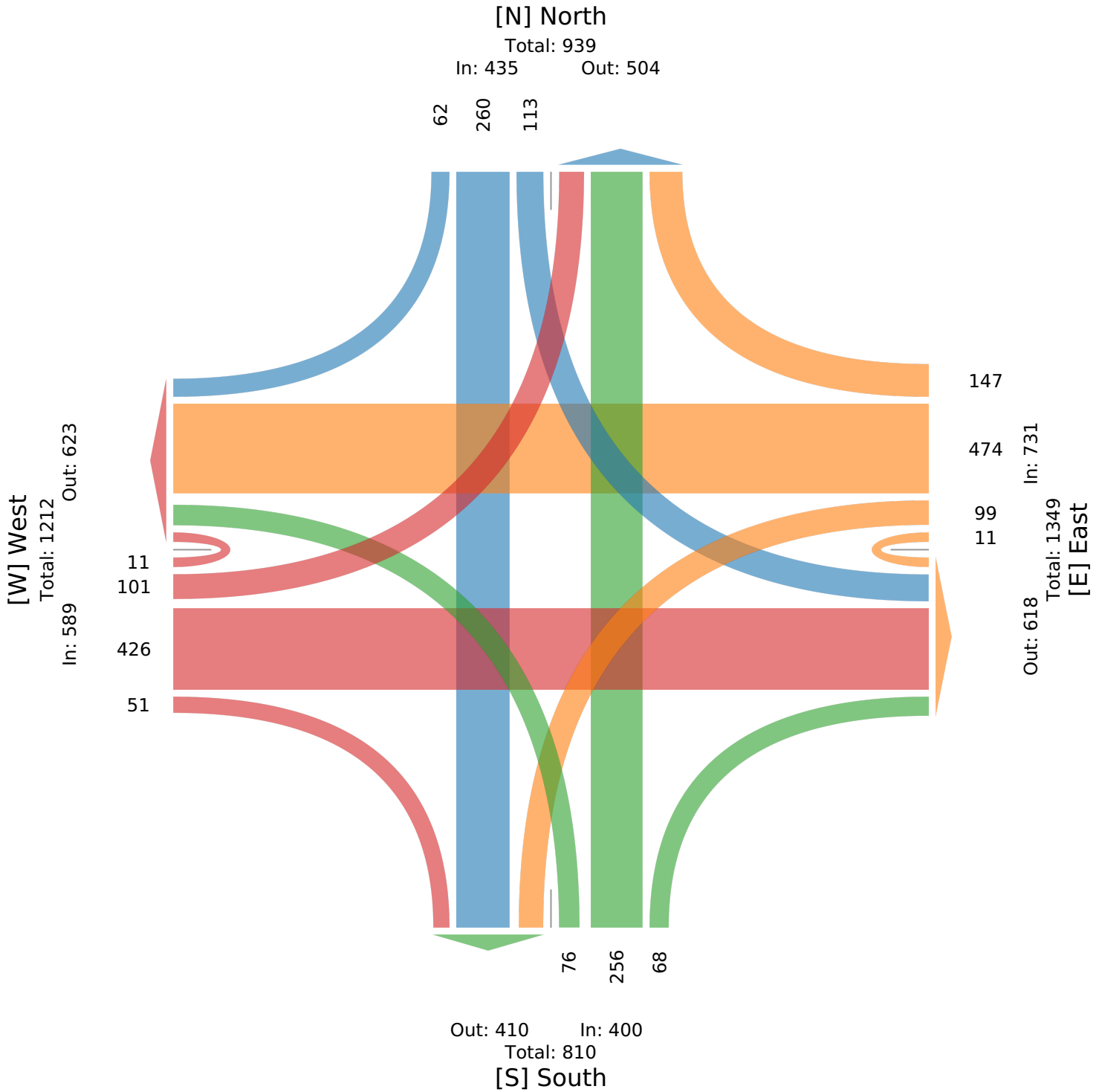
All Classes (Lights, Articulated Trucks, Buses and Single-Unit Trucks)

All Movements

ID: 1280022, Location: 35.513164, -97.636646



Provided by: Traffic Engineering Consultants, Inc.
217 E. Dickson St., Suite 106, Fayetteville, AR, 72701, US



NW 39th Expressway and Rockwell Ave - TMC

Tue Mar 25, 2025

PM Peak (4:30 PM - 5:30 PM) - Overall Peak Hour

All Classes (Lights, Articulated Trucks, Buses and Single-Unit Trucks)

All Movements

ID: 1280022, Location: 35.513164, -97.636646



Provided by: Traffic Engineering Consultants, Inc.
217 E. Dickson St., Suite 106, Fayetteville, AR, 72701, US

| Leg Direction | North Southbound | | | | | East Westbound | | | | | South Northbound | | | | | West Eastbound | | | | | Int |
|---------------------------------------|---------------------|-------|-------|----|-------|-------------------|-------|-------|-------|-------|---------------------|-------|-------|----|-------|-------------------|-------|-------|-------|-------|-------|
| | R | T | L | U | App | R | T | L | U | App | R | T | L | U | App | R | T | L | U | App | |
| 2025-03-25 4:30PM | 20 | 75 | 36 | 0 | 131 | 59 | 232 | 33 | 5 | 329 | 18 | 99 | 35 | 0 | 152 | 23 | 138 | 23 | 5 | 189 | 801 |
| 4:45PM | 19 | 101 | 36 | 0 | 156 | 41 | 205 | 27 | 4 | 277 | 17 | 119 | 34 | 0 | 170 | 26 | 110 | 25 | 3 | 164 | 767 |
| 5:00PM | 30 | 78 | 34 | 0 | 142 | 46 | 217 | 36 | 5 | 304 | 12 | 122 | 32 | 0 | 166 | 15 | 158 | 40 | 2 | 215 | 827 |
| 5:15PM | 20 | 89 | 28 | 0 | 137 | 46 | 242 | 35 | 4 | 327 | 13 | 109 | 38 | 0 | 160 | 25 | 144 | 33 | 3 | 205 | 829 |
| Total | 89 | 343 | 134 | 0 | 566 | 192 | 896 | 131 | 18 | 1237 | 60 | 449 | 139 | 0 | 648 | 89 | 550 | 121 | 13 | 773 | 3224 |
| % Approach | 15.7% | 60.6% | 23.7% | 0% | - | 15.5% | 72.4% | 10.6% | 1.5% | - | 9.3% | 69.3% | 21.5% | 0% | - | 11.5% | 71.2% | 15.7% | 1.7% | - | - |
| % Total | 2.8% | 10.6% | 4.2% | 0% | 17.6% | 6.0% | 27.8% | 4.1% | 0.6% | 38.4% | 1.9% | 13.9% | 4.3% | 0% | 20.1% | 2.8% | 17.1% | 3.8% | 0.4% | 24.0% | - |
| PHF | 0.742 | 0.849 | 0.931 | - | 0.907 | 0.814 | 0.926 | 0.910 | 0.900 | 0.940 | 0.833 | 0.920 | 0.914 | - | 0.953 | 0.856 | 0.870 | 0.756 | 0.650 | 0.899 | 0.972 |
| Lights | 87 | 341 | 133 | 0 | 561 | 188 | 892 | 130 | 18 | 1228 | 59 | 449 | 137 | 0 | 645 | 89 | 546 | 121 | 13 | 769 | 3203 |
| % Lights | 97.8% | 99.4% | 99.3% | 0% | 99.1% | 97.9% | 99.6% | 99.2% | 100% | 99.3% | 98.3% | 100% | 98.6% | 0% | 99.5% | 100% | 99.3% | 100% | 100% | 99.5% | 99.3% |
| Articulated Trucks | 0 | 1 | 0 | 0 | 1 | 3 | 1 | 0 | 0 | 4 | 0 | 0 | 0 | 0 | 0 | 0 | 0 | 0 | 0 | 0 | 5 |
| % Articulated Trucks | 0% | 0.3% | 0% | 0% | 0.2% | 1.6% | 0.1% | 0% | 0% | 0.3% | 0% | 0% | 0% | 0% | 0% | 0% | 0% | 0% | 0% | 0% | 0.2% |
| Buses and Single-Unit Trucks | 2 | 1 | 1 | 0 | 4 | 1 | 3 | 1 | 0 | 5 | 1 | 0 | 2 | 0 | 3 | 0 | 4 | 0 | 0 | 4 | 16 |
| % Buses and Single-Unit Trucks | 2.2% | 0.3% | 0.7% | 0% | 0.7% | 0.5% | 0.3% | 0.8% | 0% | 0.4% | 1.7% | 0% | 1.4% | 0% | 0.5% | 0% | 0.7% | 0% | 0% | 0.5% | 0.5% |

*L: Left, R: Right, T: Thru, U: U-Turn

NW 39th Expressway and Rockwell Ave - TMC

Tue Mar 25, 2025

PM Peak (4:30 PM - 5:30 PM) - Overall Peak Hour

All Classes (Lights, Articulated Trucks, Buses and Single-Unit Trucks)

All Movements

ID: 1280022, Location: 35.513164, -97.636646



Provided by: Traffic Engineering Consultants, Inc.
217 E. Dickson St., Suite 106, Fayetteville, AR, 72701, US

