

N Council Rd & SH 66 - TMC

Thu Sep 18, 2025

Full Length (12 AM-12 AM (+1))

All Classes (Lights, Articulated Trucks, Buses and Single-Unit Trucks)

All Movements

ID: 1336609, Location: 35.515072, -97.654253



Provided by: Traffic Engineering Consultants, Inc.
2770 Washington Dr., Suite 100, Norman, OK, 73069, US

Leg Direction	North Southbound					East Westbound					South Northbound					West Eastbound					Int
	R	T	L	U	App	R	T	L	U	App	R	T	L	U	App	R	T	L	U	App	
2025-09-18 12:00AM	4	7	1	0	12	7	9	2	0	18	5	19	1	0	25	0	10	4	0	14	69
12:15AM	6	10	3	0	19	5	9	0	1	15	0	22	0	0	22	0	5	2	0	7	63
12:30AM	3	12	1	0	16	1	12	2	0	15	5	10	0	0	15	2	5	2	0	9	55
12:45AM	3	6	1	0	10	3	8	1	0	12	3	10	0	0	13	1	4	4	0	9	44
Hourly Total	16	35	6	0	57	16	38	5	1	60	13	61	1	0	75	3	24	12	0	39	231
1:00AM	2	6	3	0	11	0	3	2	0	5	3	6	2	0	11	1	1	2	0	4	31
1:15AM	4	2	1	0	7	1	4	0	0	5	0	9	0	0	9	0	3	4	0	7	28
1:30AM	2	6	0	0	8	1	2	0	0	3	1	8	2	0	11	1	2	1	0	4	26
1:45AM	2	3	1	0	6	0	2	2	0	4	2	8	1	0	11	0	2	0	0	2	23
Hourly Total	10	17	5	0	32	2	11	4	0	17	6	31	5	0	42	2	8	7	0	17	108
2:00AM	5	7	0	0	12	0	1	0	0	1	0	5	1	0	6	1	1	1	0	3	22
2:15AM	2	4	0	0	6	2	4	3	0	9	1	12	1	0	14	0	4	1	0	5	34
2:30AM	1	4	0	0	5	2	3	1	0	6	2	13	0	0	15	0	4	1	0	5	31
2:45AM	1	4	0	0	5	2	6	0	0	8	0	13	0	0	13	0	0	1	0	1	27
Hourly Total	9	19	0	0	28	6	14	4	0	24	3	43	2	0	48	1	9	4	0	14	114
3:00AM	1	5	1	0	7	2	4	2	0	8	2	2	0	0	4	1	5	0	0	6	25
3:15AM	2	7	0	0	9	2	5	0	0	7	0	8	0	0	8	2	9	0	0	11	35
3:30AM	2	27	1	0	30	1	4	2	0	7	1	11	1	0	13	0	3	3	0	6	56
3:45AM	1	11	1	0	13	2	5	2	0	9	1	12	2	0	15	2	9	0	0	11	48
Hourly Total	6	50	3	0	59	7	18	6	0	31	4	33	3	0	40	5	26	3	0	34	164
4:00AM	4	26	2	0	32	0	5	0	0	5	1	15	3	0	19	2	7	1	0	10	66
4:15AM	2	49	1	0	52	0	5	5	0	10	7	10	1	0	18	4	12	2	0	18	98
4:30AM	3	60	0	0	63	1	7	11	0	19	3	8	3	0	14	2	14	6	0	22	118
4:45AM	5	30	3	0	38	2	14	4	0	20	3	10	0	0	13	1	16	5	0	22	93
Hourly Total	14	165	6	0	185	3	31	20	0	54	14	43	7	0	64	9	49	14	0	72	375
5:00AM	4	37	3	0	44	3	8	3	0	14	1	14	2	0	17	1	25	6	0	32	107
5:15AM	9	53	3	0	65	5	4	3	0	12	11	22	5	0	38	6	30	6	0	42	157
5:30AM	10	65	13	0	88	5	18	6	1	30	15	12	5	0	32	6	45	10	0	61	211
5:45AM	18	52	14	0	84	1	28	5	0	34	16	21	7	0	44	9	57	8	0	74	236
Hourly Total	41	207	33	0	281	14	58	17	1	90	43	69	19	0	131	22	157	30	0	209	711
6:00AM	13	57	17	0	87	10	20	9	0	39	12	26	3	0	41	5	56	14	1	76	243
6:15AM	11	90	13	0	114	10	28	10	0	48	19	53	11	0	83	9	100	25	0	134	379
6:30AM	24	89	21	0	134	12	36	10	0	58	18	63	22	0	103	14	156	38	0	208	503
6:45AM	23	85	20	0	128	14	40	8	1	63	21	73	14	0	108	17	197	54	0	268	567
Hourly Total	71	321	71	0	463	46	124	37	1	208	70	215	50	0	335	45	509	131	1	686	1692
7:00AM	33	92	27	0	152	20	62	20	0	102	24	75	13	0	112	17	221	60	0	298	664
7:15AM	32	119	52	0	203	22	46	17	0	85	21	80	39	0	140	23	241	51	0	315	743
7:30AM	38	132	57	0	227	19	62	27	1	109	39	88	23	0	150	17	251	36	0	304	790
7:45AM	12	137	50	0	199	21	30	28	0	79	26	90	2	0	118	19	253	15	0	287	683
Hourly Total	115	480	186	0	781	82	200	92	1	375	110	333	77	0	520	76	966	162	0	1204	2880
8:00AM	35	93	29	0	157	35	79	29	0	143	22	95	22	0	139	20	214	60	0	294	733
8:15AM	33	76	29	0	138	15	73	10	0	98	22	99	8	0	129	19	190	54	0	263	628
8:30AM	23	76	23	0	122	17	62	23	1	103	26	86	17	0	129	22	201	49	0	272	626
8:45AM	51	61	31	0	143	23	49	18	1	91	28	65	17	0	110	23	138	47	2	210	554
Hourly Total	142	306	112	0	560	90	263	80	2	435	98	345	64	0	507	84	743	210	2	1039	2541
9:00AM	28	68	30	0	126	16	49	12	0	77	21	72	15	0	108	26	107	33	0	166	477
9:15AM	29	62	28	0	119	20	59	9	0	88	24	57	17	0	98	13	119	39	1	172	477
9:30AM	52	77	28	0	157	11	60	14	1	86	16	58	22	0	96	23	100	41	1	165	504
9:45AM	35	62	27	0	124	22	65	20	0	107	17	61	15	0	93	19	98	43	0	160	484
Hourly Total	144	269	113	0	526	69	233	55	1	358	78	248	69	0	395	81	424	156	2	663	1942
10:00AM	28	60	14	0	102	15	46	17	0	78	16	57	18	0	91	21	92	41	0	154	425
10:15AM	24	55	17	0	96	29	49	16	1	95	20	72	13	0	105	20	111	43	1	175	471
10:30AM	38	61	32	0	131	22	65	23	1	111	16	62	22	0	100	17	102	25	1	145	487
10:45AM	21	76	13	0	110	22	75	17	0	114	22	70	22	0	114	12	87	29	3	131	469

Leg Direction	North Southbound					East Westbound					South Northbound					West Eastbound					
Time	R	T	L	U	App	R	T	L	U	App	R	T	L	U	App	R	T	L	U	App	Int
Hourly Total	111	252	76	0	439	88	235	73	2	398	74	261	75	0	410	70	392	138	5	605	1852
11:00AM	36	53	11	0	100	13	91	15	0	119	17	61	16	0	94	19	71	32	0	122	435
11:15AM	34	68	19	0	121	18	73	24	0	115	22	75	14	0	111	21	93	36	0	150	497
11:30AM	42	56	21	0	119	18	80	24	0	122	24	64	26	0	114	25	104	28	0	157	512
11:45AM	56	59	20	0	135	25	83	13	1	122	18	63	20	0	101	13	121	35	0	169	527
Hourly Total	168	236	71	0	475	74	327	76	1	478	81	263	76	0	420	78	389	131	0	598	1971
12:00PM	37	66	19	0	122	19	83	18	2	122	21	51	19	0	91	20	74	21	0	115	450
12:15PM	45	78	26	0	149	20	71	29	0	120	22	68	22	0	112	16	97	20	0	133	514
12:30PM	42	58	24	0	124	15	97	15	1	128	17	80	22	0	119	32	106	32	1	171	542
12:45PM	36	81	24	0	141	22	113	21	0	156	18	86	22	0	126	23	75	34	2	134	557
Hourly Total	160	283	93	0	536	76	364	83	3	526	78	285	85	0	448	91	352	107	3	553	2063
1:00PM	27	68	16	0	111	22	88	15	0	125	21	66	14	0	101	20	73	44	0	137	474
1:15PM	36	77	22	0	135	17	95	21	1	134	23	68	14	0	105	23	90	33	1	147	521
1:30PM	41	84	20	0	145	19	98	23	1	141	12	75	22	0	109	20	91	41	1	153	548
1:45PM	36	77	21	0	134	23	87	18	0	128	21	69	22	0	112	30	102	48	1	181	555
Hourly Total	140	306	79	0	525	81	368	77	2	528	77	278	72	0	427	93	356	166	3	618	2098
2:00PM	39	69	13	0	121	39	103	25	0	167	23	67	34	0	124	21	85	46	0	152	564
2:15PM	50	84	16	0	150	32	107	24	1	164	13	101	15	0	129	28	113	40	0	181	624
2:30PM	62	100	28	0	190	33	106	28	1	168	31	97	26	0	154	18	97	45	0	160	672
2:45PM	46	64	25	0	135	48	124	34	0	206	21	97	27	0	145	16	141	51	0	208	694
Hourly Total	197	317	82	0	596	152	440	111	2	705	88	362	102	0	552	83	436	182	0	701	2554
3:00PM	65	89	24	0	178	43	175	22	1	241	29	111	24	0	164	27	112	47	1	187	770
3:15PM	65	86	20	0	171	57	149	39	1	246	26	136	30	0	192	17	88	40	3	148	757
3:30PM	73	78	23	0	174	38	180	25	1	244	21	120	29	0	170	24	121	51	0	196	784
3:45PM	62	108	17	0	187	25	172	24	3	224	41	158	32	0	231	38	114	49	0	201	843
Hourly Total	265	361	84	0	710	163	676	110	6	955	117	525	115	0	757	106	435	187	4	732	3154
4:00PM	97	106	26	0	229	40	182	25	1	248	26	118	34	0	178	25	117	42	0	184	839
4:15PM	89	109	24	0	222	47	184	24	1	256	18	165	29	0	212	23	128	66	2	219	909
4:30PM	57	96	26	0	179	50	190	17	0	257	21	141	23	0	185	37	104	46	2	189	810
4:45PM	80	106	17	0	203	40	200	25	2	267	17	122	18	0	157	29	156	58	1	244	871
Hourly Total	323	417	93	0	833	177	756	91	4	1028	82	546	104	0	732	114	505	212	5	836	3429
5:00PM	90	110	30	0	230	49	189	34	0	272	26	181	29	0	236	31	136	66	0	233	971
5:15PM	96	110	13	0	219	56	192	19	0	267	20	179	38	0	237	35	144	72	0	251	974
5:30PM	65	98	27	0	190	42	205	39	1	287	27	103	29	0	159	29	155	54	0	238	874
5:45PM	67	109	41	0	217	40	152	18	1	211	21	181	25	0	227	33	138	63	0	234	889
Hourly Total	318	427	111	0	856	187	738	110	2	1037	94	644	121	0	859	128	573	255	0	956	3708
6:00PM	61	100	24	0	185	30	138	25	0	193	17	85	32	0	134	33	133	67	1	234	746
6:15PM	48	104	27	0	179	31	110	23	0	164	15	106	18	0	139	34	90	48	0	172	654
6:30PM	55	91	22	0	168	20	97	16	0	133	18	85	25	0	128	21	92	52	0	165	594
6:45PM	48	84	20	0	152	33	115	26	0	174	20	74	13	0	107	17	92	40	0	149	582
Hourly Total	212	379	93	0	684	114	460	90	0	664	70	350	88	0	508	105	407	207	1	720	2576
7:00PM	39	80	15	0	134	17	103	14	0	134	17	68	20	0	105	13	57	27	1	98	471
7:15PM	53	80	20	0	153	21	103	24	0	148	12	71	13	0	96	21	71	31	4	127	524
7:30PM	64	63	17	0	144	22	111	23	0	156	17	84	32	0	133	16	65	37	0	118	551
7:45PM	42	55	13	0	110	22	80	15	1	118	10	60	15	0	85	16	61	29	0	106	419
Hourly Total	198	278	65	0	541	82	397	76	1	556	56	283	80	0	419	66	254	124	5	449	1965
8:00PM	56	50	14	0	120	30	90	18	0	138	7	62	15	0	84	18	64	27	0	109	451
8:15PM	39	74	14	0	127	24	79	16	0	119	10	53	17	0	80	16	47	37	0	100	426
8:30PM	43	68	15	0	126	19	82	12	0	113	9	49	8	0	66	11	55	23	1	90	395
8:45PM	59	62	12	0	133	24	49	25	0	98	8	48	9	0	65	15	45	18	0	78	374
Hourly Total	197	254	55	0	506	97	300	71	0	468	34	212	49	0	295	60	211	105	1	377	1646
9:00PM	32	47	9	0	88	20	49	7	0	76	10	61	18	0	89	5	29	25	0	59	312
9:15PM	26	35	7	0	68	13	45	12	0	70	9	49	14	0	72	6	35	17	0	58	268
9:30PM	17	27	10	0	54	13	56	7	0	76	7	49	11	0	67	7	33	13	0	53	250
9:45PM	14	35	11	0	60	23	43	15	0	81	8	31	8	0	47	5	35	9	0	49	237
Hourly Total	89	144	37	0	270	69	193	41	0	303	34	190	51	0	275	23	132	64	0	219	1067
10:00PM	11	23	20	0	54	12	45	13	0	70	9	39	4	0	52	1	31	12	2	46	222
10:15PM	15	28	6	0	49	9	28	13	0	50	7	32	4	0	43	3	36	11	0	50	192
10:30PM	16	25	6	0	47	5	26	6	0	37	8	24	6	0	38	4	15	4	0	23	145
10:45PM	15	20	8	0	43	9	28	8	0	45	8	28	2	0	38	7	26	5	0	38	164

Leg Direction	North Southbound					East Westbound					South Northbound					West Eastbound					
Time	R	T	L	U	App	R	T	L	U	App	R	T	L	U	App	R	T	L	U	App	Int
Hourly Total	57	96	40	0	193	35	127	40	0	202	32	123	16	0	171	15	108	32	2	157	723
11:00PM	7	22	4	0	33	2	20	9	0	31	2	24	3	0	29	5	13	3	0	21	114
11:15PM	11	11	1	0	23	7	18	7	0	32	2	25	2	0	29	1	14	12	0	27	111
11:30PM	8	12	5	0	25	2	26	3	0	31	2	18	6	0	26	2	17	8	0	27	109
11:45PM	3	8	3	0	14	6	18	2	0	26	1	13	3	0	17	4	13	2	0	19	76
Hourly Total	29	53	13	0	95	17	82	21	0	120	7	80	14	0	101	12	57	25	0	94	410
Total	3032	5672	1527	0	10231	1747	6453	1390	30	9620	1363	5823	1345	0	8531	1372	7522	2664	34	11592	39974
% Approach	29.6%	55.4%	14.9%	0%	-	18.2%	67.1%	14.4%	0.3%	-	16.0%	68.3%	15.8%	0%	-	11.8%	64.9%	23.0%	0.3%	-	-
% Total	7.6%	14.2%	3.8%	0%	25.6%	4.4%	16.1%	3.5%	0.1%	24.1%	3.4%	14.6%	3.4%	0%	21.3%	3.4%	18.8%	6.7%	0.1%	29.0%	-
Lights	3001	5580	1510	0	10091	1707	6372	1368	25	9472	1344	5706	1320	0	8370	1347	7434	2638	33	11452	39385
% Lights	99.0%	98.4%	98.9%	0%	98.6%	97.7%	98.7%	98.4%	83.3%	98.5%	98.6%	98.0%	98.1%	0%	98.1%	98.2%	98.8%	99.0%	97.1%	98.8%	98.5%
Articulated Trucks	2	11	2	0	15	2	30	2	0	34	4	12	5	0	21	5	16	1	0	22	92
% Articulated Trucks	0.1%	0.2%	0.1%	0%	0.1%	0.1%	0.5%	0.1%	0%	0.4%	0.3%	0.2%	0.4%	0%	0.2%	0.4%	0.2%	0%	0%	0.2%	0.2%
Buses and Single-Unit Trucks	29	81	15	0	125	38	51	20	5	114	15	105	20	0	140	20	72	25	1	118	497
% Buses and Single-Unit Trucks	1.0%	1.4%	1.0%	0%	1.2%	2.2%	0.8%	1.4%	16.7%	1.2%	1.1%	1.8%	1.5%	0%	1.6%	1.5%	1.0%	0.9%	2.9%	1.0%	1.2%

* L: Left, R: Right, T: Thru, U: U-Turn

N Council Rd & SH 66 - TMC

Thu Sep 18, 2025

Full Length (12 AM-12 AM (+1))

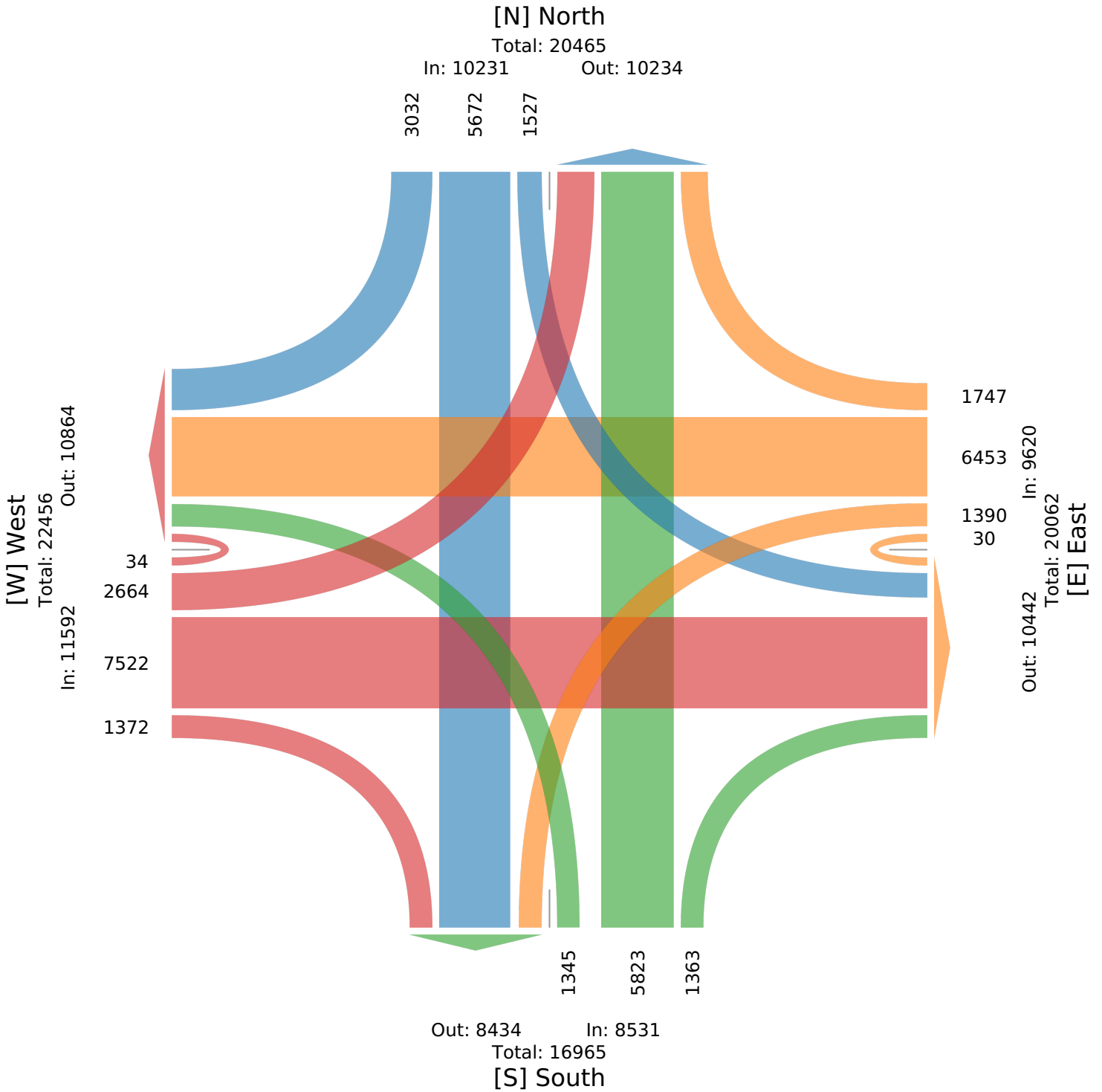
All Classes (Lights, Articulated Trucks, Buses and Single-Unit Trucks)

All Movements

ID: 1336609, Location: 35.515072, -97.654253



Provided by: Traffic Engineering Consultants, Inc.
2770 Washington Dr., Suite 100, Norman, OK, 73069, US



N Council Rd & SH 66 - TMC

Thu Sep 18, 2025

AM Peak (7:15 AM - 8:15 AM)

All Classes (Lights, Articulated Trucks, Buses and Single-Unit Trucks)

All Movements

ID: 1336609, Location: 35.515072, -97.654253



Provided by: Traffic Engineering Consultants, Inc.
2770 Washington Dr., Suite 100, Norman, OK, 73069, US

Leg Direction	North Southbound					East Westbound					South Northbound					West Eastbound					Int
	R	T	L	U	App	R	T	L	U	App	R	T	L	U	App	R	T	L	U	App	
2025-09-18 7:15AM	32	119	52	0	203	22	46	17	0	85	21	80	39	0	140	23	241	51	0	315	743
7:30AM	38	132	57	0	227	19	62	27	1	109	39	88	23	0	150	17	251	36	0	304	790
7:45AM	12	137	50	0	199	21	30	28	0	79	26	90	2	0	118	19	253	15	0	287	683
8:00AM	35	93	29	0	157	35	79	29	0	143	22	95	22	0	139	20	214	60	0	294	733
Total	117	481	188	0	786	97	217	101	1	416	108	353	86	0	547	79	959	162	0	1200	2949
% Approach	14.9%	61.2%	23.9%	0%	-	23.3%	52.2%	24.3%	0.2%	-	19.7%	64.5%	15.7%	0%	-	6.6%	79.9%	13.5%	0%	-	-
% Total	4.0%	16.3%	6.4%	0%	26.7%	3.3%	7.4%	3.4%	0%	14.1%	3.7%	12.0%	2.9%	0%	18.5%	2.7%	32.5%	5.5%	0%	40.7%	-
PHF	0.770	0.878	0.825	-	0.866	0.693	0.687	0.871	0.250	0.727	0.692	0.929	0.551	-	0.912	0.859	0.948	0.675	-	0.952	0.933
Lights	116	480	186	0	782	96	210	99	1	406	107	331	86	0	524	78	945	161	0	1184	2896
% Lights	99.1%	99.8%	98.9%	0%	99.5%	99.0%	96.8%	98.0%	100%	97.6%	99.1%	93.8%	100%	0%	95.8%	98.7%	98.5%	99.4%	0%	98.7%	98.2%
Articulated Trucks	0	0	0	0	0	0	4	0	0	4	0	4	0	0	4	0	2	0	0	2	10
% Articulated Trucks	0%	0%	0%	0%	0%	0%	1.8%	0%	0%	1.0%	0%	1.1%	0%	0%	0.7%	0%	0.2%	0%	0%	0.2%	0.3%
Buses and Single-Unit Trucks	1	1	2	0	4	1	3	2	0	6	1	18	0	0	19	1	12	1	0	14	43
% Buses and Single-Unit Trucks	0.9%	0.2%	1.1%	0%	0.5%	1.0%	1.4%	2.0%	0%	1.4%	0.9%	5.1%	0%	0%	3.5%	1.3%	1.3%	0.6%	0%	1.2%	1.5%

*L: Left, R: Right, T: Thru, U: U-Turn

N Council Rd & SH 66 - TMC

Thu Sep 18, 2025

AM Peak (7:15 AM - 8:15 AM)

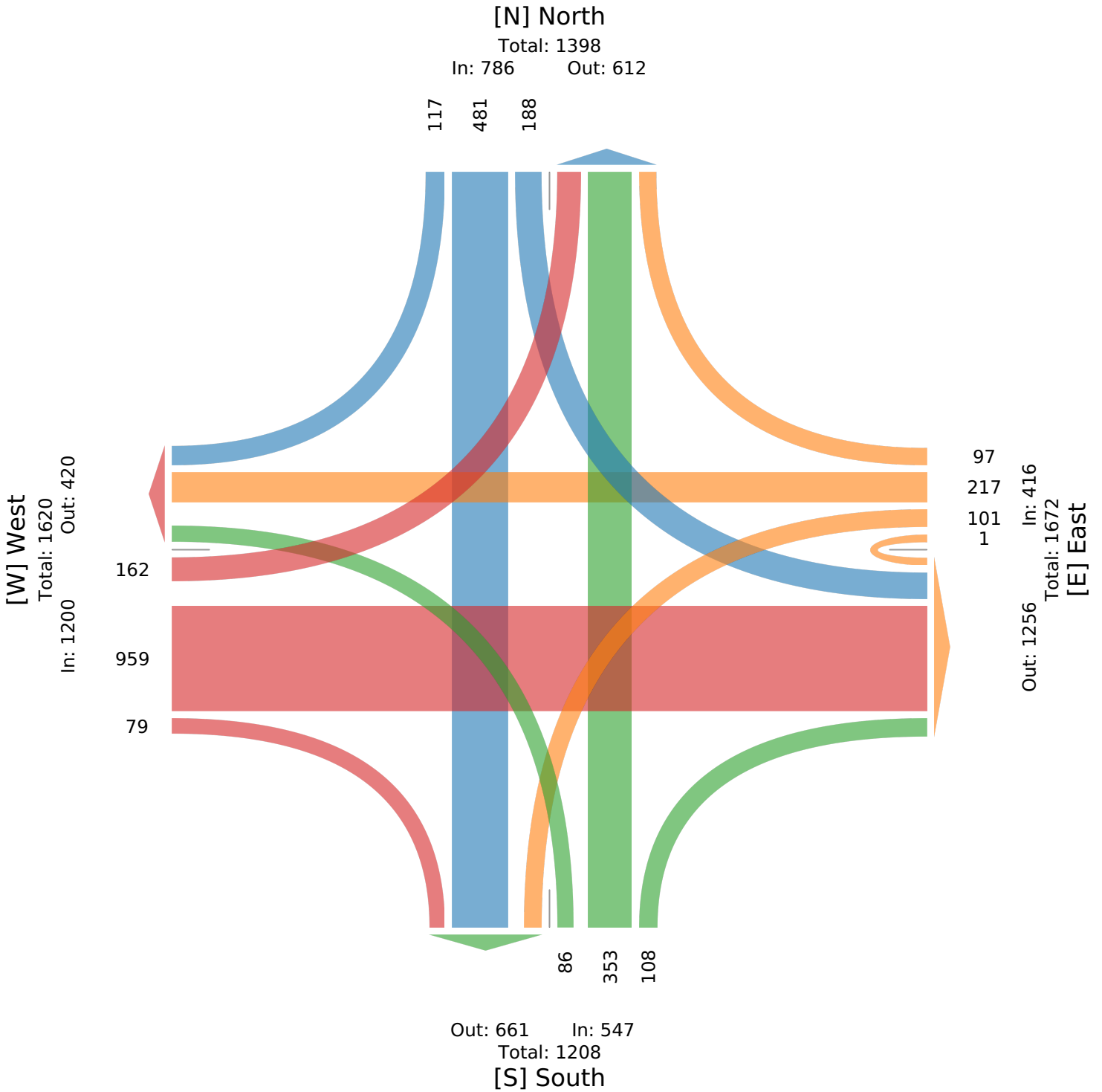
All Classes (Lights, Articulated Trucks, Buses and Single-Unit Trucks)

All Movements

ID: 1336609, Location: 35.515072, -97.654253



Provided by: Traffic Engineering Consultants, Inc.
2770 Washington Dr., Suite 100, Norman, OK, 73069, US



N Council Rd & SH 66 - TMC

Thu Sep 18, 2025

Midday Peak (12:45 PM - 1:45 PM)

All Classes (Lights, Articulated Trucks, Buses and Single-Unit Trucks)

All Movements

ID: 1336609, Location: 35.515072, -97.654253



Provided by: Traffic Engineering Consultants, Inc.
2770 Washington Dr., Suite 100, Norman, OK, 73069, US

Leg Direction	North Southbound					East Westbound					South Northbound					West Eastbound					Int
	R	T	L	U	App	R	T	L	U	App	R	T	L	U	App	R	T	L	U	App	
2025-09-18 12:45PM	36	81	24	0	141	22	113	21	0	156	18	86	22	0	126	23	75	34	2	134	557
1:00PM	27	68	16	0	111	22	88	15	0	125	21	66	14	0	101	20	73	44	0	137	474
1:15PM	36	77	22	0	135	17	95	21	1	134	23	68	14	0	105	23	90	33	1	147	521
1:30PM	41	84	20	0	145	19	98	23	1	141	12	75	22	0	109	20	91	41	1	153	548
Total	140	310	82	0	532	80	394	80	2	556	74	295	72	0	441	86	329	152	4	571	2100
% Approach	26.3%	58.3%	15.4%	0%	-	14.4%	70.9%	14.4%	0.4%	-	16.8%	66.9%	16.3%	0%	-	15.1%	57.6%	26.6%	0.7%	-	-
% Total	6.7%	14.8%	3.9%	0%	25.3%	3.8%	18.8%	3.8%	0.1%	26.5%	3.5%	14.0%	3.4%	0%	21.0%	4.1%	15.7%	7.2%	0.2%	27.2%	-
PHF	0.854	0.923	0.854	-	0.917	0.909	0.872	0.870	0.500	0.891	0.804	0.858	0.818	-	0.875	0.935	0.904	0.864	0.500	0.933	0.943
Lights	138	300	82	0	520	78	389	79	2	548	71	293	71	0	435	81	323	146	4	554	2057
% Lights	98.6%	96.8%	100%	0%	97.7%	97.5%	98.7%	98.8%	100%	98.6%	95.9%	99.3%	98.6%	0%	98.6%	94.2%	98.2%	96.1%	100%	97.0%	98.0%
Articulated Trucks	0	0	0	0	0	1	1	0	0	2	0	0	0	0	0	1	2	0	0	3	5
% Articulated Trucks	0%	0%	0%	0%	0%	1.3%	0.3%	0%	0%	0.4%	0%	0%	0%	0%	0%	1.2%	0.6%	0%	0%	0.5%	0.2%
Buses and Single-Unit Trucks	2	10	0	0	12	1	4	1	0	6	3	2	1	0	6	4	4	6	0	14	38
% Buses and Single-Unit Trucks	1.4%	3.2%	0%	0%	2.3%	1.3%	1.0%	1.3%	0%	1.1%	4.1%	0.7%	1.4%	0%	1.4%	4.7%	1.2%	3.9%	0%	2.5%	1.8%

*L: Left, R: Right, T: Thru, U: U-Turn

N Council Rd & SH 66 - TMC

Thu Sep 18, 2025

Midday Peak (12:45 PM - 1:45 PM)

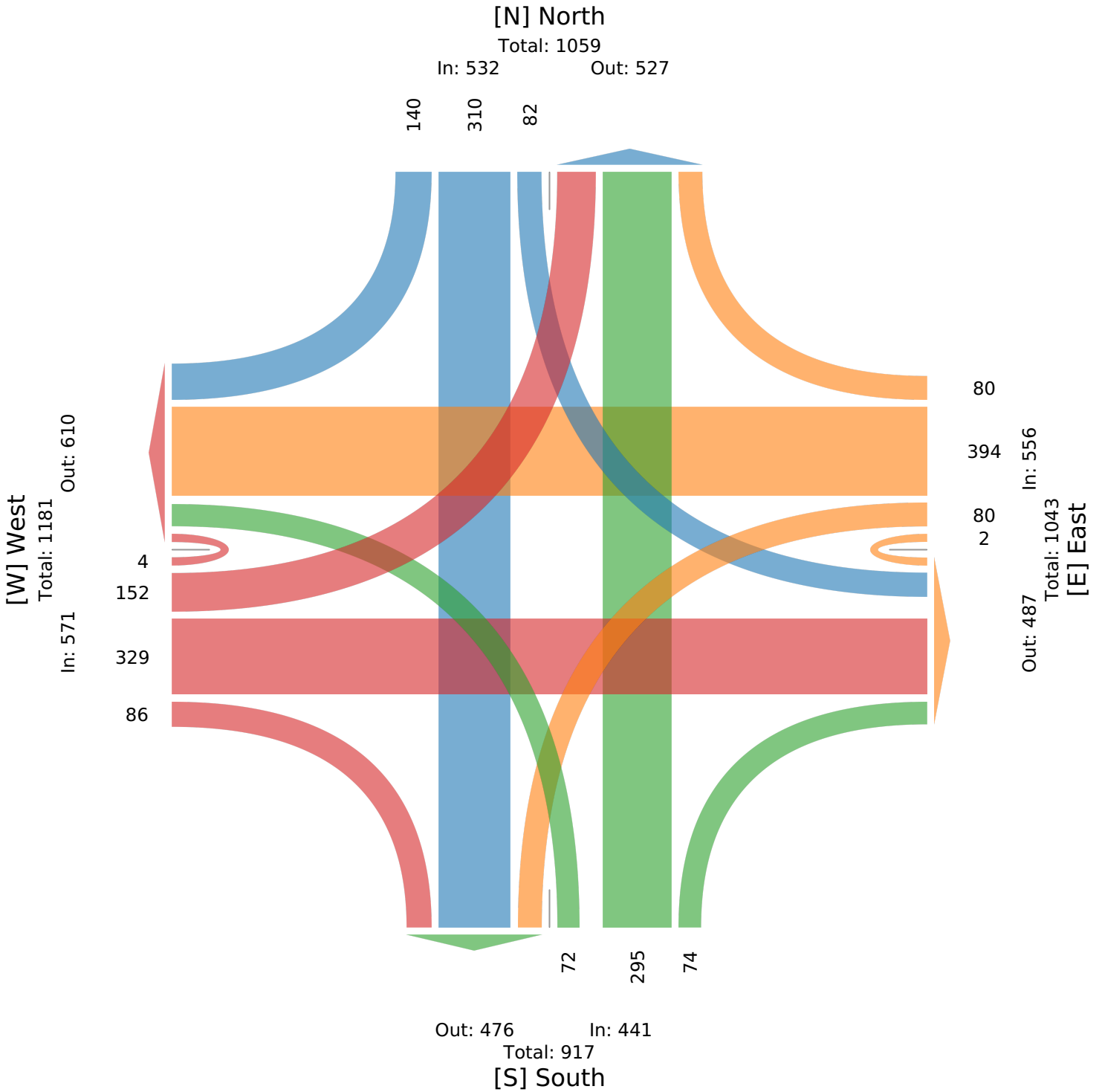
All Classes (Lights, Articulated Trucks, Buses and Single-Unit Trucks)

All Movements

ID: 1336609, Location: 35.515072, -97.654253



Provided by: Traffic Engineering Consultants, Inc.
2770 Washington Dr., Suite 100, Norman, OK, 73069, US



N Council Rd & SH 66 - TMC

Thu Sep 18, 2025

PM Peak (5 PM - 6 PM) - Overall Peak Hour

All Classes (Lights, Articulated Trucks, Buses and Single-Unit Trucks)

All Movements

ID: 1336609, Location: 35.515072, -97.654253



Provided by: Traffic Engineering Consultants, Inc.
2770 Washington Dr., Suite 100, Norman, OK, 73069, US

Leg Direction	North Southbound					East Westbound					South Northbound					West Eastbound					Int
	R	T	L	U	App	R	T	L	U	App	R	T	L	U	App	R	T	L	U	App	
2025-09-18 5:00PM	90	110	30	0	230	49	189	34	0	272	26	181	29	0	236	31	136	66	0	233	971
5:15PM	96	110	13	0	219	56	192	19	0	267	20	179	38	0	237	35	144	72	0	251	974
5:30PM	65	98	27	0	190	42	205	39	1	287	27	103	29	0	159	29	155	54	0	238	874
5:45PM	67	109	41	0	217	40	152	18	1	211	21	181	25	0	227	33	138	63	0	234	889
Total	318	427	111	0	856	187	738	110	2	1037	94	644	121	0	859	128	573	255	0	956	3708
% Approach	37.1%	49.9%	13.0%	0%	-	18.0%	71.2%	10.6%	0.2%	-	10.9%	75.0%	14.1%	0%	-	13.4%	59.9%	26.7%	0%	-	-
% Total	8.6%	11.5%	3.0%	0%	23.1%	5.0%	19.9%	3.0%	0.1%	28.0%	2.5%	17.4%	3.3%	0%	23.2%	3.5%	15.5%	6.9%	0%	25.8%	-
PHF	0.828	0.970	0.677	-	0.930	0.835	0.900	0.705	0.500	0.903	0.870	0.890	0.796	-	0.906	0.914	0.924	0.885	-	0.952	0.952
Lights	317	426	111	0	854	186	736	110	2	1034	94	644	121	0	859	127	572	252	0	951	3698
% Lights	99.7%	99.8%	100%	0%	99.8%	99.5%	99.7%	100%	100%	99.7%	100%	100%	100%	0%	100%	99.2%	99.8%	98.8%	0%	99.5%	99.7%
Articulated Trucks	0	0	0	0	0	0	0	0	0	0	0	0	0	0	0	0	0	0	0	0	0
% Articulated Trucks	0%	0%	0%	0%	0%	0%	0%	0%	0%	0%	0%	0%	0%	0%	0%	0%	0%	0%	0%	0%	0%
Buses and Single-Unit Trucks	1	1	0	0	2	1	2	0	0	3	0	0	0	0	0	1	1	3	0	5	10
% Buses and Single-Unit Trucks	0.3%	0.2%	0%	0%	0.2%	0.5%	0.3%	0%	0%	0.3%	0%	0%	0%	0%	0%	0.8%	0.2%	1.2%	0%	0.5%	0.3%

*L: Left, R: Right, T: Thru, U: U-Turn

N Council Rd & SH 66 - TMC

Thu Sep 18, 2025

PM Peak (5 PM - 6 PM) - Overall Peak Hour

All Classes (Lights, Articulated Trucks, Buses and Single-Unit Trucks)

All Movements

ID: 1336609, Location: 35.515072, -97.654253



Provided by: Traffic Engineering Consultants, Inc.
2770 Washington Dr., Suite 100, Norman, OK, 73069, US

