

N Council Rd & NW 23rd St - TMC

Thu Sep 18, 2025

Full Length (12 AM-12 AM (+1))

All Classes (Lights, Articulated Trucks, Buses and Single-Unit Trucks)

All Movements

ID: 1336554, Location: 35.493281, -97.65425



Provided by: Traffic Engineering Consultants, Inc.
2770 Washington Dr., Suite 100, Norman, OK, 73069, US

Leg Direction	North Southbound					East Westbound					South Northbound					West Eastbound					Int
	R	T	L	U	App	R	T	L	U	App	R	T	L	U	App	R	T	L	U	App	
2025-09-18 12:00AM	0	9	1	0	10	1	2	3	0	6	2	21	1	0	24	0	1	0	0	1	41
12:15AM	1	11	0	0	12	1	1	1	0	3	2	18	3	0	23	2	0	0	0	2	40
12:30AM	0	10	0	0	10	1	0	0	0	1	0	24	1	0	25	0	3	0	0	3	39
12:45AM	1	9	0	0	10	0	0	2	0	2	1	10	1	0	12	0	0	0	0	0	24
Hourly Total	2	39	1	0	42	3	3	6	0	12	5	73	6	0	84	2	4	0	0	6	144
1:00AM	0	6	1	0	7	4	0	0	0	4	2	7	0	0	9	1	1	1	0	3	23
1:15AM	1	5	0	0	6	0	0	0	0	0	0	14	1	0	15	1	1	1	0	3	24
1:30AM	0	3	1	0	4	1	1	0	0	2	2	17	1	0	20	4	1	0	0	5	31
1:45AM	2	7	1	0	10	1	0	1	0	2	1	11	0	0	12	0	1	2	0	3	27
Hourly Total	3	21	3	0	27	6	1	1	0	8	5	49	2	0	56	6	4	4	0	14	105
2:00AM	1	8	0	0	9	0	0	0	0	0	0	15	0	0	15	0	0	0	0	0	24
2:15AM	0	5	0	0	5	2	0	1	0	3	1	9	1	0	11	1	1	0	0	2	21
2:30AM	0	8	1	0	9	0	0	0	0	0	1	19	0	0	20	0	0	1	0	1	30
2:45AM	1	7	0	0	8	0	1	0	0	1	4	14	0	0	18	1	0	0	0	1	28
Hourly Total	2	28	1	0	31	2	1	1	0	4	6	57	1	0	64	2	1	1	0	4	103
3:00AM	0	9	0	0	9	0	0	0	0	0	3	7	0	0	10	1	0	0	0	1	20
3:15AM	1	16	0	0	17	0	0	1	0	1	0	9	0	0	9	1	0	0	0	1	28
3:30AM	0	26	0	0	26	0	1	3	0	4	1	14	0	0	15	0	0	1	0	1	46
3:45AM	0	25	0	0	25	1	0	0	0	1	1	20	0	0	21	1	0	0	0	1	48
Hourly Total	1	76	0	0	77	1	1	4	0	6	5	50	0	0	55	3	0	1	0	4	142
4:00AM	2	31	1	0	34	1	0	0	0	1	3	18	0	0	21	1	0	0	0	1	57
4:15AM	0	54	1	0	55	0	0	4	0	4	3	20	0	0	23	2	0	1	0	3	85
4:30AM	0	98	1	0	99	1	1	6	0	8	0	9	0	0	9	1	0	2	0	3	119
4:45AM	0	57	0	0	57	2	1	1	0	4	1	17	0	0	18	0	0	0	0	0	79
Hourly Total	2	240	3	0	245	4	2	11	0	17	7	64	0	0	71	4	0	3	0	7	340
5:00AM	0	45	2	0	47	3	0	9	0	12	3	16	2	0	21	2	0	0	0	2	82
5:15AM	0	68	1	0	69	3	0	4	0	7	4	27	0	0	31	1	2	1	0	4	111
5:30AM	0	95	5	0	100	1	0	8	0	9	6	17	3	0	26	2	2	1	0	5	140
5:45AM	2	92	9	0	103	3	3	5	0	11	3	30	0	0	33	1	4	3	0	8	155
Hourly Total	2	300	17	0	319	10	3	26	0	39	16	90	5	0	111	6	8	5	0	19	488
6:00AM	1	96	4	0	101	4	0	10	0	14	9	36	1	0	46	2	4	5	0	11	172
6:15AM	4	107	9	0	120	10	2	16	0	28	5	53	1	0	59	5	2	6	0	13	220
6:30AM	6	109	12	0	127	8	7	13	0	28	19	78	1	0	98	6	9	8	0	23	276
6:45AM	5	87	25	0	117	19	18	22	0	59	20	71	6	0	97	5	22	12	0	39	312
Hourly Total	16	399	50	0	465	41	27	61	0	129	53	238	9	0	300	18	37	31	0	86	980
7:00AM	12	121	44	0	177	16	16	18	0	50	28	82	3	0	113	7	12	10	0	29	369
7:15AM	9	106	28	0	143	24	7	20	0	51	30	111	8	0	149	8	4	12	0	24	367
7:30AM	12	137	21	0	170	22	26	21	0	69	38	100	9	0	147	7	8	13	0	28	414
7:45AM	20	147	26	0	193	16	36	18	0	70	22	96	14	0	132	11	27	11	0	49	444
Hourly Total	53	511	119	0	683	78	85	77	0	240	118	389	34	0	541	33	51	46	0	130	1594
8:00AM	20	115	19	0	154	12	78	30	0	120	21	111	25	0	157	27	76	38	0	141	572
8:15AM	22	111	17	0	150	15	54	30	0	99	23	105	12	0	140	28	75	44	0	147	536
8:30AM	15	95	9	0	119	11	30	14	0	55	23	92	5	0	120	21	36	23	0	80	374
8:45AM	5	80	19	0	104	13	15	15	0	43	26	84	6	0	116	7	12	5	0	24	287
Hourly Total	62	401	64	0	527	51	177	89	0	317	93	392	48	0	533	83	199	110	0	392	1769
9:00AM	5	76	16	0	97	12	9	17	0	38	30	90	3	0	123	4	10	7	0	21	279
9:15AM	3	78	11	0	92	14	11	17	0	42	18	66	6	0	90	7	12	10	0	29	253
9:30AM	4	84	13	0	101	13	10	14	0	37	16	92	3	0	111	2	8	5	0	15	264
9:45AM	9	81	18	0	108	20	10	21	0	51	20	68	11	0	99	4	11	5	0	20	278
Hourly Total	21	319	58	0	398	59	40	69	0	168	84	316	23	0	423	17	41	27	0	85	1074
10:00AM	7	70	18	0	95	16	12	19	0	47	17	76	6	0	99	3	15	15	0	33	274
10:15AM	5	62	14	0	81	16	12	23	0	51	16	84	6	0	106	4	8	7	0	19	257
10:30AM	5	85	18	0	108	18	6	26	0	50	20	77	2	0	99	4	11	2	0	17	274
10:45AM	5	78	10	0	93	15	4	27	0	46	15	68	9	0	92	4	12	10	0	26	257

Leg Direction	North Southbound					East Westbound					South Northbound					West Eastbound					
Time	R	T	L	U	App	R	T	L	U	App	R	T	L	U	App	R	T	L	U	App	Int
Hourly Total	22	295	60	0	377	65	34	95	0	194	68	305	23	0	396	15	46	34	0	95	1062
11:00AM	7	67	9	0	83	16	14	26	0	56	18	92	8	0	118	7	13	5	0	25	282
11:15AM	5	92	14	0	111	11	17	22	0	50	35	77	5	0	117	6	18	13	0	37	315
11:30AM	6	86	16	0	108	25	11	23	0	59	30	91	9	0	130	9	15	2	0	26	323
11:45AM	7	64	18	0	89	15	18	26	0	59	23	70	7	0	100	5	10	6	0	21	269
Hourly Total	25	309	57	0	391	67	60	97	0	224	106	330	29	0	465	27	56	26	0	109	1189
12:00PM	3	83	14	0	100	19	16	26	0	61	25	79	8	0	112	13	17	9	0	39	312
12:15PM	6	79	23	0	108	24	17	21	0	62	17	89	11	0	117	7	15	5	0	27	314
12:30PM	3	81	16	0	100	21	17	34	0	72	24	98	4	0	126	4	6	6	0	16	314
12:45PM	8	96	13	0	117	18	9	33	0	60	20	94	8	0	122	12	6	12	0	30	329
Hourly Total	20	339	66	0	425	82	59	114	0	255	86	360	31	0	477	36	44	32	0	112	1269
1:00PM	6	74	21	0	101	17	6	33	0	56	19	93	4	0	116	4	11	3	0	18	291
1:15PM	7	70	21	0	98	17	7	32	0	56	22	78	9	0	109	4	3	9	0	16	279
1:30PM	6	97	12	0	115	20	7	29	0	56	24	123	4	0	151	5	4	7	0	16	338
1:45PM	5	94	27	0	126	19	18	23	0	60	30	118	8	0	156	9	19	14	0	42	384
Hourly Total	24	335	81	0	440	73	38	117	0	228	95	412	25	0	532	22	37	33	0	92	1292
2:00PM	7	87	20	0	114	27	7	27	0	61	25	116	6	0	147	7	11	7	0	25	347
2:15PM	14	87	20	0	121	19	13	32	0	64	25	125	6	0	156	5	9	9	0	23	364
2:30PM	7	98	24	0	129	26	14	28	0	68	20	141	8	0	169	5	20	7	0	32	398
2:45PM	8	100	22	0	130	31	19	29	0	79	24	123	5	0	152	13	12	15	0	40	401
Hourly Total	36	372	86	0	494	103	53	116	0	272	94	505	25	0	624	30	52	38	0	120	1510
3:00PM	16	101	23	0	140	26	31	29	0	86	26	156	15	0	197	6	11	3	0	20	443
3:15PM	10	101	14	0	125	26	45	33	0	104	27	146	11	0	184	6	12	9	0	27	440
3:30PM	12	96	26	0	134	30	37	38	0	105	27	143	10	0	180	28	92	37	0	157	576
3:45PM	11	117	21	0	149	36	18	43	0	97	23	145	9	0	177	19	56	37	0	112	535
Hourly Total	49	415	84	0	548	118	131	143	0	392	103	590	45	0	738	59	171	86	0	316	1994
4:00PM	12	114	20	0	146	32	22	41	0	95	32	191	9	0	232	13	28	15	0	56	529
4:15PM	12	109	15	0	136	26	19	29	0	74	19	190	12	0	221	11	31	21	0	63	494
4:30PM	5	130	22	0	157	21	20	37	0	78	23	176	8	0	207	9	10	10	0	29	471
4:45PM	7	142	16	0	165	29	14	45	0	88	25	181	5	0	211	5	10	10	0	25	489
Hourly Total	36	495	73	0	604	108	75	152	0	335	99	738	34	0	871	38	79	56	0	173	1983
5:00PM	10	116	20	0	146	29	17	38	0	84	29	215	5	0	249	5	11	11	0	27	506
5:15PM	10	153	20	0	183	36	24	24	0	84	36	190	11	0	237	7	7	6	0	20	524
5:30PM	6	119	25	0	150	27	23	42	0	92	34	178	11	0	223	11	21	18	0	50	515
5:45PM	10	104	23	0	137	29	26	33	0	88	18	166	6	0	190	6	12	8	0	26	441
Hourly Total	36	492	88	0	616	121	90	137	0	348	117	749	33	0	899	29	51	43	0	123	1986
6:00PM	6	124	18	0	148	22	19	27	0	68	18	136	4	0	158	13	19	10	0	42	416
6:15PM	7	129	19	0	155	20	18	27	0	65	14	147	6	0	167	14	18	11	0	43	430
6:30PM	3	92	22	0	117	16	9	24	0	49	25	127	7	0	159	4	8	4	0	16	341
6:45PM	5	97	25	0	127	22	14	29	0	65	21	112	8	0	141	5	8	8	0	21	354
Hourly Total	21	442	84	0	547	80	60	107	0	247	78	522	25	0	625	36	53	33	0	122	1541
7:00PM	6	85	19	0	110	25	13	18	0	56	18	110	7	0	135	7	9	5	0	21	322
7:15PM	3	102	16	0	121	18	7	29	0	54	24	93	4	0	121	3	9	4	0	16	312
7:30PM	11	98	12	0	121	20	11	26	0	57	20	92	6	0	118	3	3	7	0	13	309
7:45PM	4	74	10	0	88	11	15	18	0	44	17	94	4	0	115	7	17	5	0	29	276
Hourly Total	24	359	57	0	440	74	46	91	0	211	79	389	21	0	489	20	38	21	0	79	1219
8:00PM	8	80	9	0	97	21	13	17	0	51	11	93	4	0	108	6	17	5	0	28	284
8:15PM	4	80	16	0	100	11	7	17	0	35	4	66	7	0	77	2	7	10	0	19	231
8:30PM	2	87	13	0	102	11	3	26	0	40	18	82	4	0	104	1	5	4	0	10	256
8:45PM	4	63	12	0	79	14	9	15	0	38	12	64	8	0	84	4	2	1	0	7	208
Hourly Total	18	310	50	0	378	57	32	75	0	164	45	305	23	0	373	13	31	20	0	64	979
9:00PM	5	58	7	0	70	18	7	13	0	38	13	65	3	0	81	4	4	2	0	10	199
9:15PM	5	44	3	0	52	13	1	21	0	35	13	77	4	0	94	0	2	1	0	3	184
9:30PM	2	31	7	0	40	9	7	19	0	35	4	57	4	0	65	3	2	2	0	7	147
9:45PM	3	40	5	0	48	7	4	6	0	17	8	53	5	0	66	2	2	2	0	6	137
Hourly Total	15	173	22	0	210	47	19	59	0	125	38	252	16	0	306	9	10	7	0	26	667
10:00PM	2	32	3	0	37	9	3	9	0	21	7	46	1	0	54	0	1	1	0	2	114
10:15PM	1	41	0	0	42	8	8	2	0	18	4	53	1	0	58	0	2	3	0	5	123
10:30PM	0	35	5	0	40	6	5	0	0	11	3	42	0	0	45	2	1	0	0	3	99
10:45PM	1	25	1	0	27	4	2	4	0	10	5	46	1	0	52	3	1	0	0	4	93

Leg Direction	North Southbound					East Westbound					South Northbound					West Eastbound					
Time	R	T	L	U	App	R	T	L	U	App	R	T	L	U	App	R	T	L	U	App	Int
Hourly Total	4	133	9	0	146	27	18	15	0	60	19	187	3	0	209	5	5	4	0	14	429
11:00PM	2	28	3	0	33	3	1	7	0	11	4	34	5	0	43	2	5	2	0	9	96
11:15PM	3	22	3	0	28	5	1	10	0	16	3	39	4	0	46	3	3	3	0	9	99
11:30PM	0	18	1	0	19	3	1	2	0	6	4	27	1	0	32	4	1	2	0	7	64
11:45PM	0	11	0	0	11	0	1	0	0	1	1	29	0	0	30	0	0	0	0	0	42
Hourly Total	5	79	7	0	91	11	4	19	0	34	12	129	10	0	151	9	9	7	0	25	301
Total	499	6882	1140	0	8521	1288	1059	1682	0	4029	1431	7491	471	0	9393	522	1027	668	0	2217	24160
% Approach	5.9%	80.8%	13.4%	0%	-	32.0%	26.3%	41.7%	0%	-	15.2%	79.8%	5.0%	0%	-	23.5%	46.3%	30.1%	0%	-	-
% Total	2.1%	28.5%	4.7%	0%	35.3%	5.3%	4.4%	7.0%	0%	16.7%	5.9%	31.0%	1.9%	0%	38.9%	2.2%	4.3%	2.8%	0%	9.2%	-
Lights	484	6761	1122	0	8367	1261	1032	1652	0	3945	1413	7356	465	0	9234	514	1004	640	0	2158	23704
% Lights	97.0%	98.2%	98.4%	0%	98.2%	97.9%	97.5%	98.2%	0%	97.9%	98.7%	98.2%	98.7%	0%	98.3%	98.5%	97.8%	95.8%	0%	97.3%	98.1%
Articulated Trucks	1	12	1	0	14	8	0	4	0	12	3	12	0	0	15	0	0	0	0	0	41
% Articulated Trucks	0.2%	0.2%	0.1%	0%	0.2%	0.6%	0%	0.2%	0%	0.3%	0.2%	0.2%	0%	0%	0.2%	0%	0%	0%	0%	0%	0.2%
Buses and Single-Unit Trucks	14	109	17	0	140	19	27	26	0	72	15	123	6	0	144	8	23	28	0	59	415
% Buses and Single-Unit Trucks	2.8%	1.6%	1.5%	0%	1.6%	1.5%	2.5%	1.5%	0%	1.8%	1.0%	1.6%	1.3%	0%	1.5%	1.5%	2.2%	4.2%	0%	2.7%	1.7%

*L: Left, R: Right, T: Thru, U: U-Turn

N Council Rd & NW 23rd St - TMC

Thu Sep 18, 2025

Full Length (12 AM-12 AM (+1))

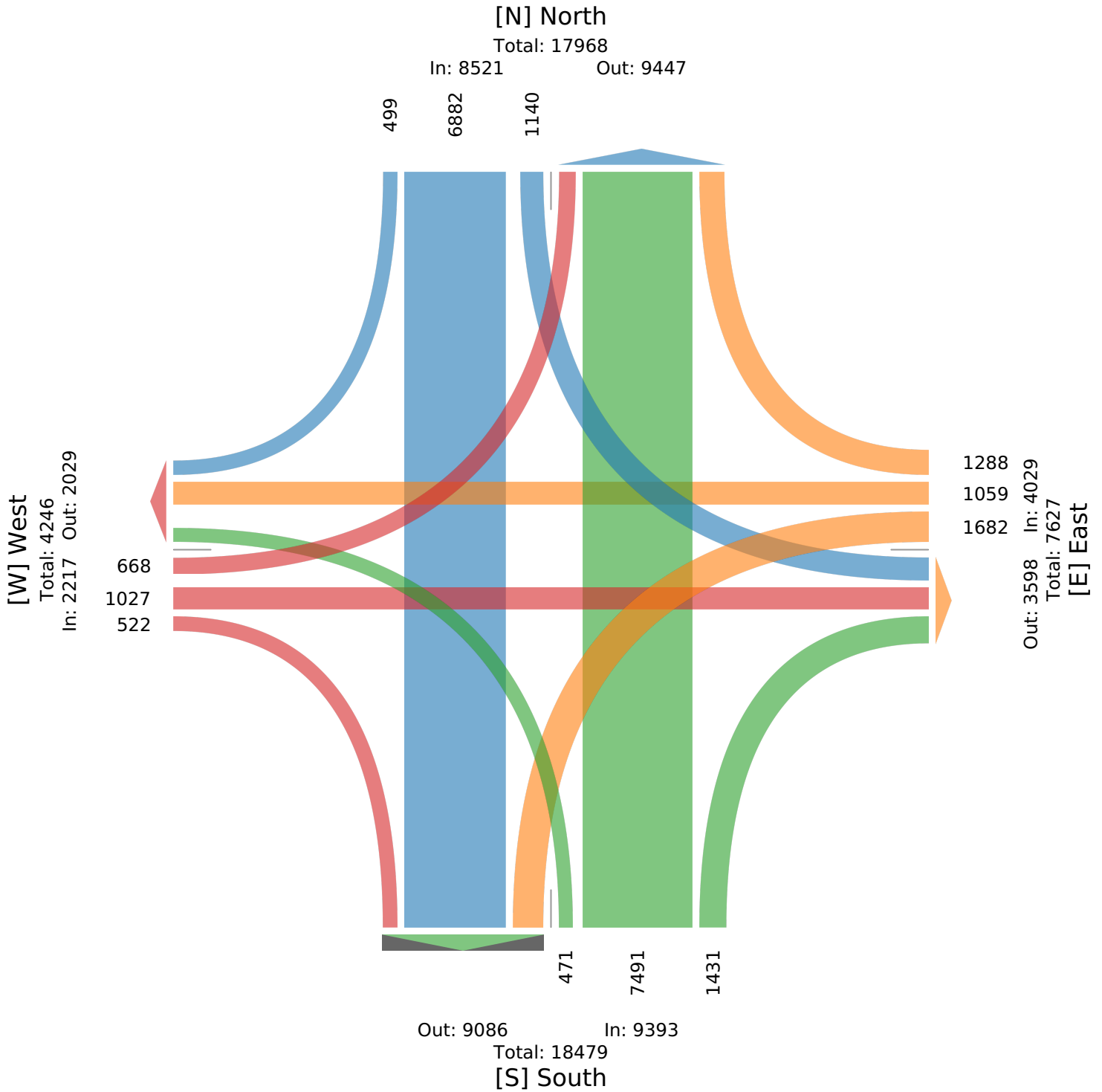
All Classes (Lights, Articulated Trucks, Buses and Single-Unit Trucks)

All Movements

ID: 1336554, Location: 35.493281, -97.65425



Provided by: Traffic Engineering Consultants, Inc.
2770 Washington Dr., Suite 100, Norman, OK, 73069, US



N Council Rd & NW 23rd St - TMC

Thu Sep 18, 2025

AM Peak (7:30 AM - 8:30 AM)

All Classes (Lights, Articulated Trucks, Buses and Single-Unit Trucks)

All Movements

ID: 1336554, Location: 35.493281, -97.65425



Provided by: Traffic Engineering Consultants, Inc.
2770 Washington Dr., Suite 100, Norman, OK, 73069, US

Leg Direction	North Southbound					East Westbound					South Northbound					West Eastbound					Int	
	R	T	L	U	App	R	T	L	U	App	R	T	L	U	App	R	T	L	U	App		
2025-09-18 7:30AM	12	137	21	0	170	22	26	21	0	69	38	100	9	0	147	7	8	13	0	28	414	
7:45AM	20	147	26	0	193	16	36	18	0	70	22	96	14	0	132	11	27	11	0	49	444	
8:00AM	20	115	19	0	154	12	78	30	0	120	21	111	25	0	157	27	76	38	0	141	572	
8:15AM	22	111	17	0	150	15	54	30	0	99	23	105	12	0	140	28	75	44	0	147	536	
Total	74	510	83	0	667	65	194	99	0	358	104	412	60	0	576	73	186	106	0	365	1966	
% Approach	11.1%	76.5%	12.4%	0%	-	18.2%	54.2%	27.7%	0%	-	18.1%	71.5%	10.4%	0%	-	20.0%	51.0%	29.0%	0%	-	-	
% Total	3.8%	25.9%	4.2%	0%	33.9%	3.3%	9.9%	5.0%	0%	18.2%	5.3%	21.0%	3.1%	0%	29.3%	3.7%	9.5%	5.4%	0%	18.6%	-	
PHF	0.841	0.867	0.798	-	0.864	0.739	0.622	0.825	-	0.746	0.684	0.928	0.600	-	0.917	0.652	0.612	0.602	-	0.621	0.859	
Lights	72	508	82	0	662	62	187	99	0	348	102	401	60	0	563	72	184	94	0	350	1923	
% Lights	97.3%	99.6%	98.8%	0%	99.3%	95.4%	96.4%	100%	0%	97.2%	98.1%	97.3%	100%	0%	97.7%	98.6%	98.9%	88.7%	0%	95.9%	97.8%	
Articulated Trucks	0	0	1	0	1	0	0	0	0	0	0	2	0	0	2	0	0	0	0	0	0	3
% Articulated Trucks	0%	0%	1.2%	0%	0.1%	0%	0%	0%	0%	0%	0%	0.5%	0%	0%	0.3%	0%	0%	0%	0%	0%	0%	0.2%
Buses and Single-Unit Trucks	2	2	0	0	4	3	7	0	0	10	2	9	0	0	11	1	2	12	0	15	40	
% Buses and Single-Unit Trucks	2.7%	0.4%	0%	0%	0.6%	4.6%	3.6%	0%	0%	2.8%	1.9%	2.2%	0%	0%	1.9%	1.4%	1.1%	11.3%	0%	4.1%	2.0%	

* L: Left, R: Right, T: Thru, U: U-Turn

N Council Rd & NW 23rd St - TMC

Thu Sep 18, 2025

AM Peak (7:30 AM - 8:30 AM)

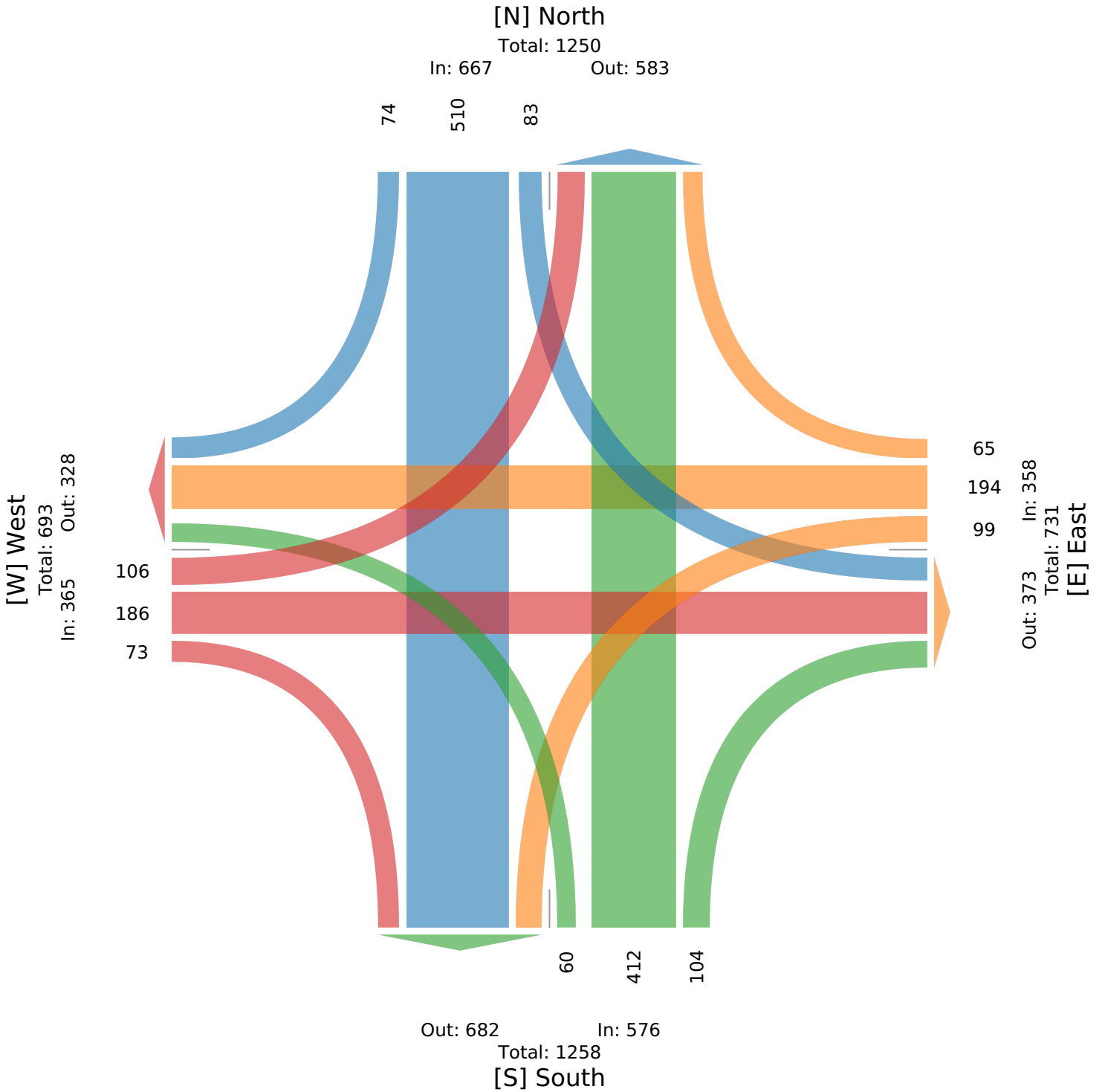
All Classes (Lights, Articulated Trucks, Buses and Single-Unit Trucks)

All Movements

ID: 1336554, Location: 35.493281, -97.65425



Provided by: Traffic Engineering Consultants, Inc.
2770 Washington Dr., Suite 100, Norman, OK, 73069, US



N Council Rd & NW 23rd St - TMC

Thu Sep 18, 2025

Midday Peak (1 PM - 2 PM)

All Classes (Lights, Articulated Trucks, Buses and Single-Unit Trucks)

All Movements

ID: 1336554, Location: 35.493281, -97.65425



Provided by: Traffic Engineering Consultants, Inc.
2770 Washington Dr., Suite 100, Norman, OK, 73069, US

Leg Direction	North Southbound					East Westbound					South Northbound					West Eastbound					Int
	R	T	L	U	App	R	T	L	U	App	R	T	L	U	App	R	T	L	U	App	
2025-09-18 1:00PM	6	74	21	0	101	17	6	33	0	56	19	93	4	0	116	4	11	3	0	18	291
1:15PM	7	70	21	0	98	17	7	32	0	56	22	78	9	0	109	4	3	9	0	16	279
1:30PM	6	97	12	0	115	20	7	29	0	56	24	123	4	0	151	5	4	7	0	16	338
1:45PM	5	94	27	0	126	19	18	23	0	60	30	118	8	0	156	9	19	14	0	42	384
Total	24	335	81	0	440	73	38	117	0	228	95	412	25	0	532	22	37	33	0	92	1292
% Approach	5.5%	76.1%	18.4%	0%	-	32.0%	16.7%	51.3%	0%	-	17.9%	77.4%	4.7%	0%	-	23.9%	40.2%	35.9%	0%	-	-
% Total	1.9%	25.9%	6.3%	0%	34.1%	5.7%	2.9%	9.1%	0%	17.6%	7.4%	31.9%	1.9%	0%	41.2%	1.7%	2.9%	2.6%	0%	7.1%	-
PHF	0.857	0.863	0.750	-	0.873	0.913	0.528	0.886	-	0.950	0.792	0.837	0.694	-	0.853	0.611	0.487	0.589	-	0.548	0.841
Lights	24	325	80	0	429	70	37	116	0	223	93	406	25	0	524	21	37	33	0	91	1267
% Lights	100%	97.0%	98.8%	0%	97.5%	95.9%	97.4%	99.1%	0%	97.8%	97.9%	98.5%	100%	0%	98.5%	95.5%	100%	100%	0%	98.9%	98.1%
Articulated Trucks	0	1	0	0	1	3	0	0	0	3	1	0	0	0	1	0	0	0	0	0	5
% Articulated Trucks	0%	0.3%	0%	0%	0.2%	4.1%	0%	0%	0%	1.3%	1.1%	0%	0%	0%	0.2%	0%	0%	0%	0%	0%	0.4%
Buses and Single-Unit Trucks	0	9	1	0	10	0	1	1	0	2	1	6	0	0	7	1	0	0	0	1	20
% Buses and Single-Unit Trucks	0%	2.7%	1.2%	0%	2.3%	0%	2.6%	0.9%	0%	0.9%	1.1%	1.5%	0%	0%	1.3%	4.5%	0%	0%	0%	1.1%	1.5%

* L: Left, R: Right, T: Thru, U: U-Turn

N Council Rd & NW 23rd St - TMC

Thu Sep 18, 2025

Midday Peak (1 PM - 2 PM)

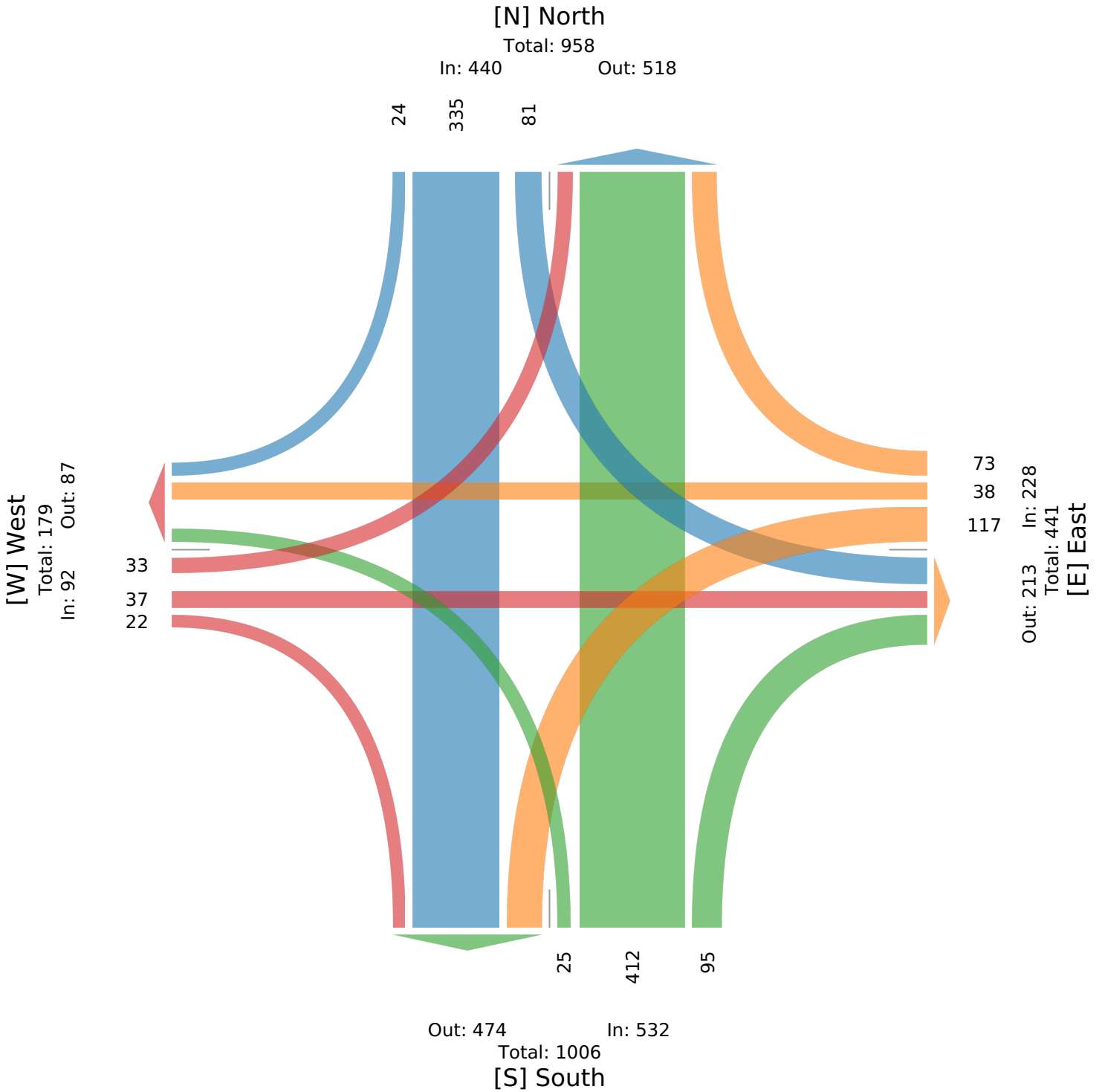
All Classes (Lights, Articulated Trucks, Buses and Single-Unit Trucks)

All Movements

ID: 1336554, Location: 35.493281, -97.65425



Provided by: Traffic Engineering Consultants, Inc.
2770 Washington Dr., Suite 100, Norman, OK, 73069, US



N Council Rd & NW 23rd St - TMC

Thu Sep 18, 2025

PM Peak (3:30 PM - 4:30 PM) - Overall Peak Hour

All Classes (Lights, Articulated Trucks, Buses and Single-Unit Trucks)

All Movements

ID: 1336554, Location: 35.493281, -97.65425



Provided by: Traffic Engineering Consultants, Inc.
2770 Washington Dr., Suite 100, Norman, OK, 73069, US

Leg Direction	North Southbound					East Westbound					South Northbound					West Eastbound					Int	
	R	T	L	U	App	R	T	L	U	App	R	T	L	U	App	R	T	L	U	App		
2025-09-18 3:30PM	12	96	26	0	134	30	37	38	0	105	27	143	10	0	180	28	92	37	0	157	576	
3:45PM	11	117	21	0	149	36	18	43	0	97	23	145	9	0	177	19	56	37	0	112	535	
4:00PM	12	114	20	0	146	32	22	41	0	95	32	191	9	0	232	13	28	15	0	56	529	
4:15PM	12	109	15	0	136	26	19	29	0	74	19	190	12	0	221	11	31	21	0	63	494	
Total	47	436	82	0	565	124	96	151	0	371	101	669	40	0	810	71	207	110	0	388	2134	
% Approach	8.3%	77.2%	14.5%	0%	-	33.4%	25.9%	40.7%	0%	-	12.5%	82.6%	4.9%	0%	-	18.3%	53.4%	28.4%	0%	-	-	
% Total	2.2%	20.4%	3.8%	0%	26.5%	5.8%	4.5%	7.1%	0%	17.4%	4.7%	31.3%	1.9%	0%	38.0%	3.3%	9.7%	5.2%	0%	18.2%	-	
PHF	0.979	0.932	0.788	-	0.948	0.861	0.649	0.878	-	0.883	0.789	0.876	0.833	-	0.873	0.634	0.563	0.743	-	0.618	0.926	
Lights	43	432	78	0	553	121	92	150	0	363	100	664	39	0	803	69	198	107	0	374	2093	
% Lights	91.5%	99.1%	95.1%	0%	97.9%	97.6%	95.8%	99.3%	0%	97.8%	99.0%	99.3%	97.5%	0%	99.1%	97.2%	95.7%	97.3%	0%	96.4%	98.1%	
Articulated Trucks	1	0	0	0	1	1	0	0	0	1	0	0	0	0	0	0	0	0	0	0	0	2
% Articulated Trucks	2.1%	0%	0%	0%	0.2%	0.8%	0%	0%	0%	0.3%	0%	0%	0%	0%	0%	0%	0%	0%	0%	0%	0%	0.1%
Buses and Single-Unit Trucks	3	4	4	0	11	2	4	1	0	7	1	5	1	0	7	2	9	3	0	14	39	
% Buses and Single-Unit Trucks	6.4%	0.9%	4.9%	0%	1.9%	1.6%	4.2%	0.7%	0%	1.9%	1.0%	0.7%	2.5%	0%	0.9%	2.8%	4.3%	2.7%	0%	3.6%	1.8%	

* L: Left, R: Right, T: Thru, U: U-Turn

N Council Rd & NW 23rd St - TMC

Thu Sep 18, 2025

PM Peak (3:30 PM - 4:30 PM) - Overall Peak Hour

All Classes (Lights, Articulated Trucks, Buses and Single-Unit Trucks)

All Movements

ID: 1336554, Location: 35.493281, -97.65425



Provided by: Traffic Engineering Consultants, Inc.
2770 Washington Dr., Suite 100, Norman, OK, 73069, US

